

EES Treatment Case Study provided by:  
Michael S. Cook, D.C., Dipl. Ac.

September 10, 2008

I have put together 12 patients for your presentation. Enclosed are the 12 files with the same information on the inside flap of each file. Please black out the names if you are going to share these. I guess HIPPA would want that? I have not provided a detailed subjective complaint and have given you only highlights in each chart. Almost everyone has seen various subjective complaint improvements but I have not compiled lab values; etc. for this to be completely accurate. My aim has really been to prove that the EES raises cellular energy, which I can prove on most of my cases. You will notice the cellular millivolt readings are given above each meridian column. The goal on the graph is to have all yellows (perfect symmetry and all meridians equal millivoltage) and to be in the 70%-100% range (ideal millivoltage strength). Most of the graphs are done after 10 hours in the chamber, however some went longer and I never test right after a session. (in between – I did include once in one at the charts though.) usually after a few days out of the chamber to get a more “real” measurement; similar to when a long needle acupuncture should wait 48-72 hours before retesting.

Most of these people did not have any other types of treatments other than some chiropractic maybe, so the results are definitely from the EES treatments. All Test 1 results were from before their first EES session.

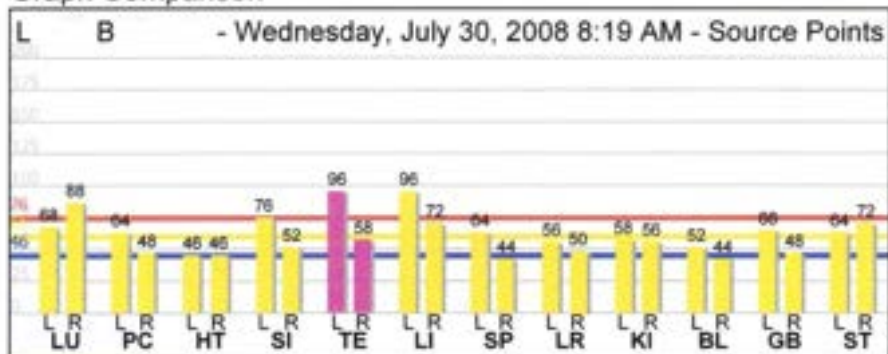
I did this quick today, so hopefully you can read my writing. Call 757-897-3078© or 757-591-7291(w) or 757-930-1146(h) and I'll clarify anything you need. Mike

#### Patient 1

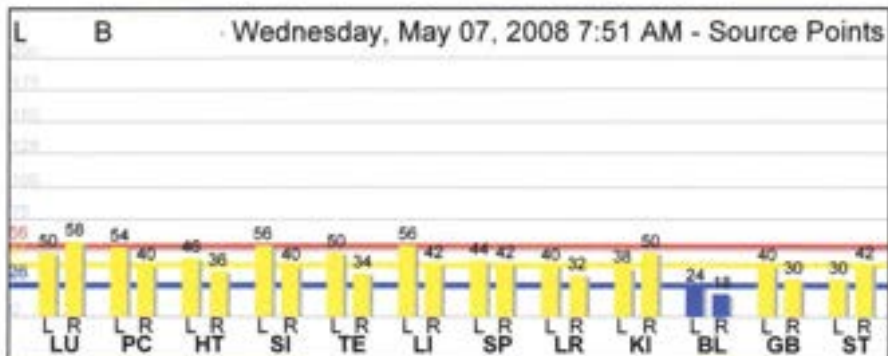
This 70-something-year-old patient has a history of (bladder)? and breast cancer and she has undergone chemo and radiation treatments in the past. She stated that she only came to treatments once or twice a week and claimed to have very low energy after each session. Enclosed are graph comparisons of all 3 tests with complete reports for Test 1 and Test 3 and Test 2. Notice on page two, CHI energy level and how it came up. ST meridian goes through breast and was low at 24.28 initially. TE still split, so maybe hormones involved or one of her 13 medications still impacting her. TE important as it governs all those organs – lungs, stomach, and bladder. She felt more energy overall and she is due to resume her visits. (She has been CA free since treatments of chemo and radiation.) Although I suspect still some issues due to my low initial readings. Better millivolts now so probably more protected.

Graph Comparison

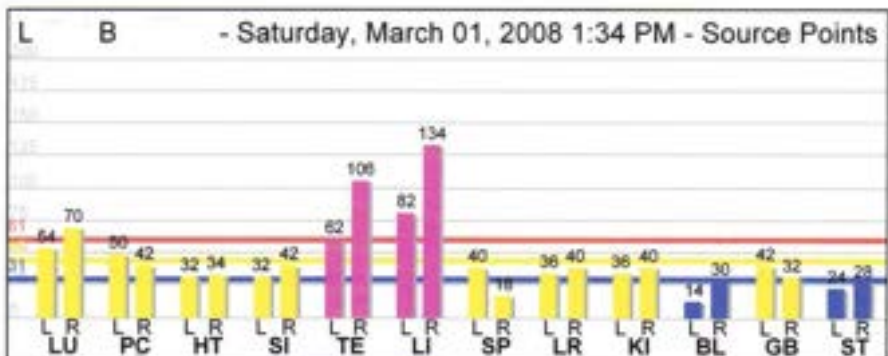
3



2

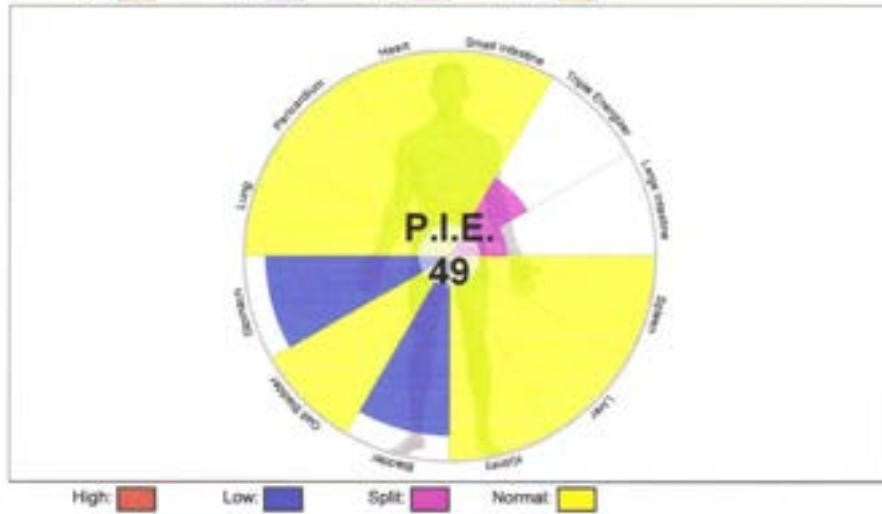
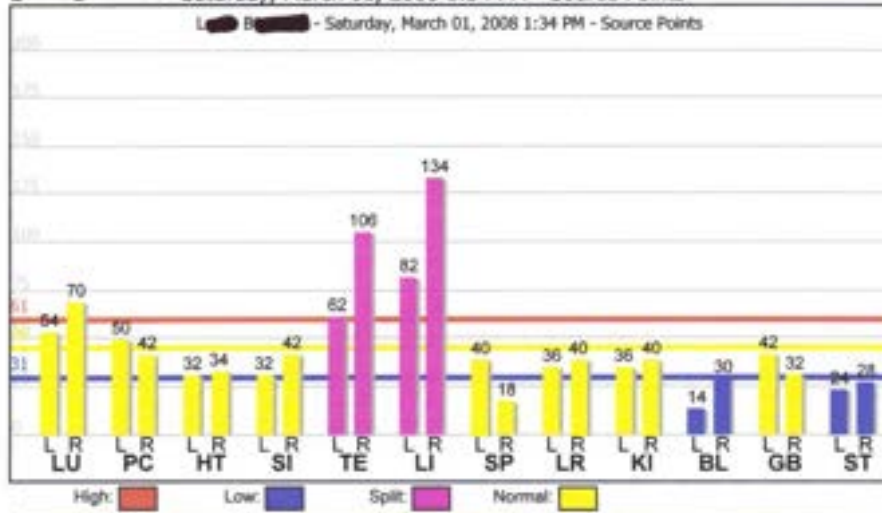


1

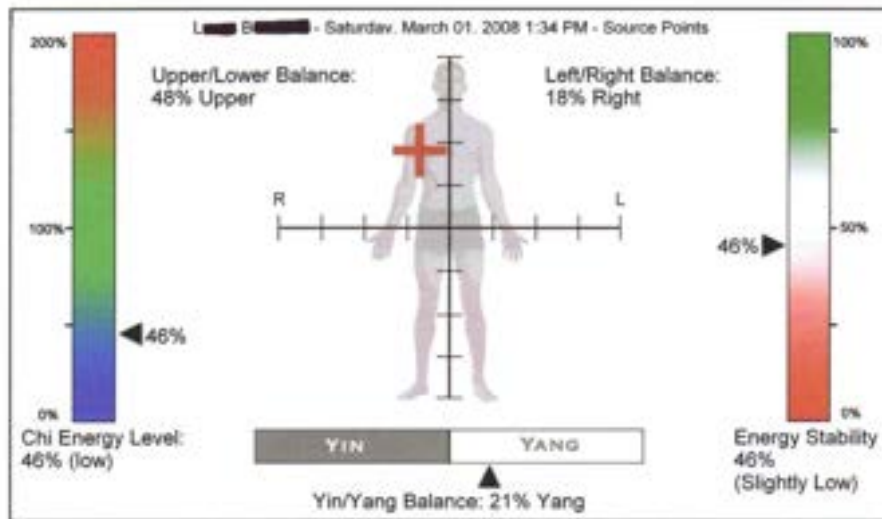


# Exam Findings

L B - Saturday, March 01, 2008 1:34 PM - Source Points



L B - Saturday, March 01, 2008 1:34 PM	Source Points
Michael J. Group, D.C., Dpt. Ac.	Peninsula Pain & Rehab
757-531-7291	peninsularehab.com
11015 Winstead Blvd	
Newport News	
Virginia 23604	



## Meridian Analysis Information

### TE(X)

The Triple Heater (triple warmer) Meridian governs respiration, digestion and elimination.

Your Triple Heater (triple warmer) Meridian is split. This means there is a significant imbalance in this meridian's energy between the right and left sides of your body.

Energetic disturbances in the triple heater meridian may involve one or more of the following emotional factors: the ability to feel and express positive emotions

Split chi in the triple heater meridian may indicate a potential for diseases of digestion, side of head, eyes, ears, throat, endocrine system, and upper extremity.

Imbalance in this meridian may be associated with subluxation at the T2, T3, L1, and/or Sacrum level(s).

### LI(X)

The Large Intestine Meridian controls elimination of solid waste, and functions with the Lung Meridian to regulate lung function and skin.

Your Large Intestine Meridian is split. This means there is a significant imbalance in this meridian's energy between the right and left sides of your body.

Energetic disturbances in the large intestine meridian may involve one or more of the following emotional factors: Holding on to the past, Fear of letting go, Crying, Compulsion to neatness, Defensiveness.

Split chi in the large intestine meridian may indicate a potential for diseases of intestine, face, eyes, nose, mouth, teeth, throat, head, and upper extremity.

Imbalance in this meridian may be associated with subluxation at the L2, L3, L4 and/or L5 level(s).

L ■ B ■ ■ ■ ■	Saturday, March 01, 2008 1:34 PM	Source Points
Michael S. Cook, D.C., Dpt. Ac.	11015 Warwick Blvd	Peninsula Pain & Rehab
757-331-7291	Newport News	peninsulainhab.com
	virginia-23061	

**BL(-)**

The Bladder Meridian functions with the Kidney Meridian in water metabolism and excretion. All the associated (Shu) points are on this meridian.

Your Urinary Bladder Meridian energy is deficient.

Energetic disturbances in the urinary bladder meridian may involve one or more of the following emotional factors: Anxiety, Paralyzed will, Holding on to old ideas, Timidity, Inefficiency, Fear of letting go, Wishy-washy, Imitation.

Deficient chi in the urinary bladder meridian may indicate a potential for neck and back pain and stiffness, heavy and weak sensation of extremities, sciatica, leg pain, hemorrhoids, cold back, frequent urination, enuresis, bladder disorder, prostate disorder.

Imbalance in this meridian may be associated with subluxation at the L5, S1 and/or S2 level(s).

**ST(-)**

The Stomach Meridian functions with the Spleen Meridian in the assimilation of chi from food through digestion and absorption.

Your Stomach Meridian energy is deficient.

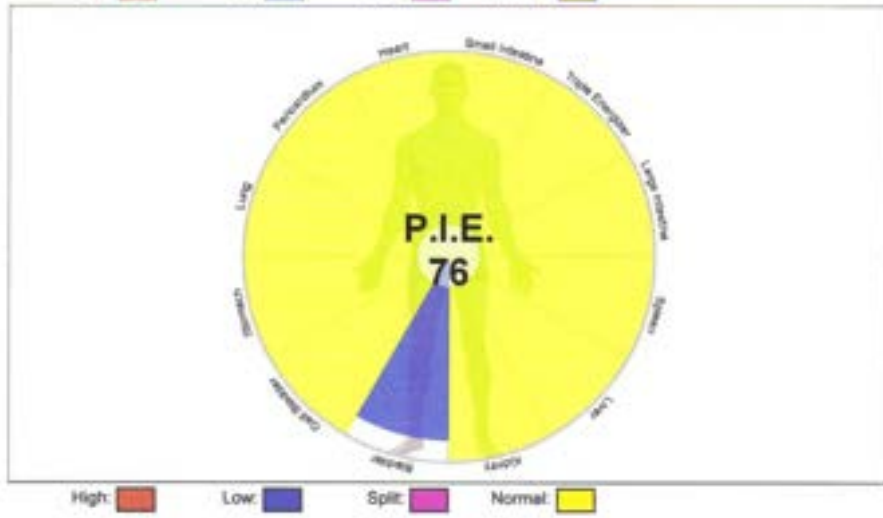

Energetic disturbances in the stomach meridian may involve one or more of the following emotional factors: Holding nourishment, Digesting ideas, Dread, Fear of the new, Inability to assimilate new, Over-sympathetic, Over importance of self, Egotistic, Despair, Stified.

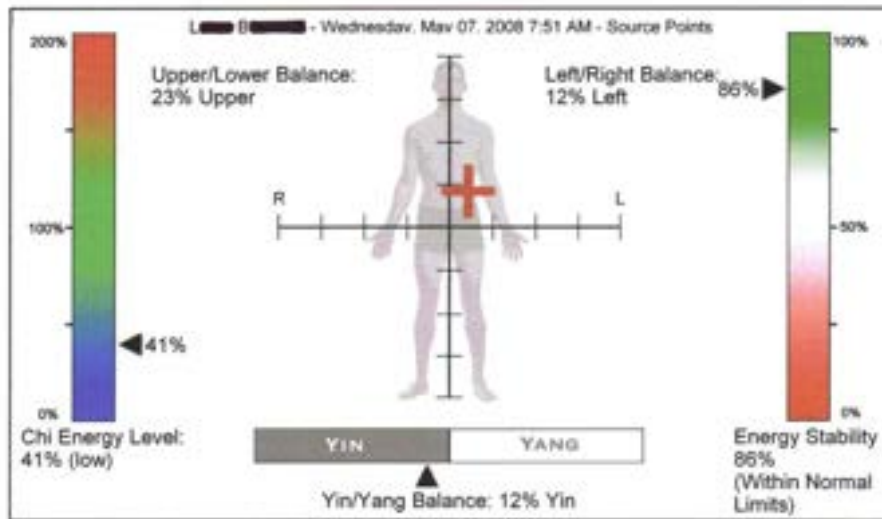
Deficient chi in the stomach meridian may indicate a potential for stiff shoulder, constipation, abdominal fullness or pain, poor appetite, facial swelling, weight loss, diarrhea, nausea, extremity swelling, leg weakness, facial pain/paralysis, tooth pain.

Imbalance in this meridian may be associated with subluxation at the T8, T9, T10, T11 and/or T12 level(s).

# Exam Findings

L B - Wednesday, May 07, 2008 7:51 AM - Source Points





## Meridian Analysis Information

### BL(-)

The Bladder Meridian functions with the Kidney Meridian in water metabolism and excretion.

All the associated (Shu) points are on this meridian.

Your Urinary Bladder Meridian energy is deficient.

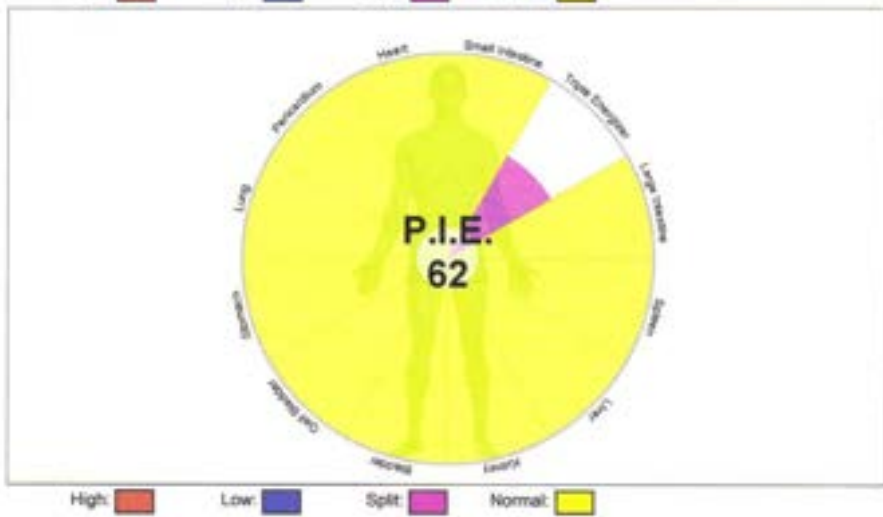
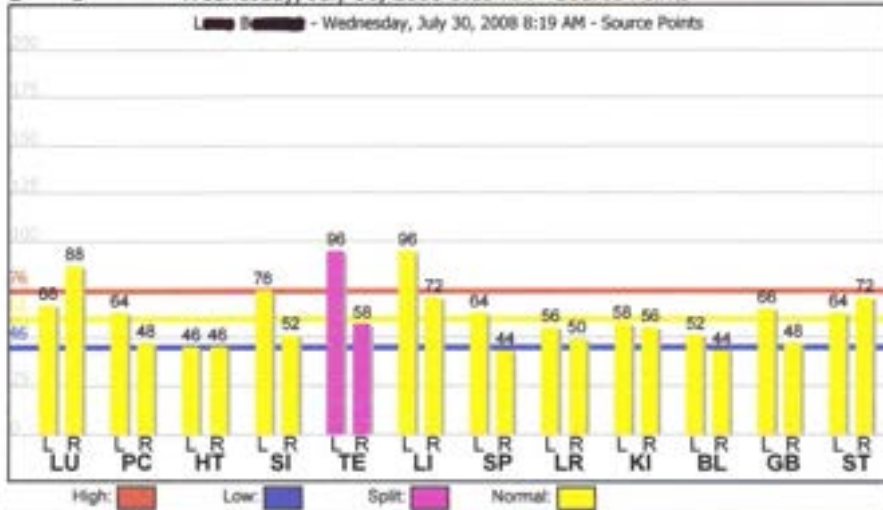
Energetic disturbances in the urinary bladder meridian may involve one or more of the following emotional factors: Anxiety, Paralyzed will, Holding on to old ideas, Timidity, Inefficiency, Fear of letting go, Wishy-washy, Irritation.

Deficient chi in the urinary bladder meridian may indicate a potential for neck and back pain and stiffness, heavy and weak sensation of extremities, sciatica, leg pain, hemorrhoids, cold back, frequent urination, enuresis, bladder disorder, prostate disorder.

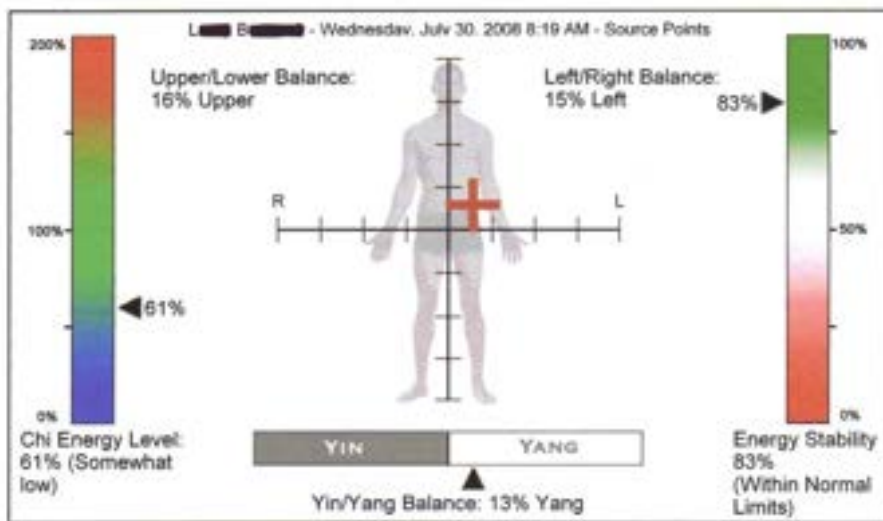
Imbalance in this meridian may be associated with subluxation at the L5, S1 and/or S2 level(s).

# Exam Findings

L B - Wednesday, July 30, 2008 8:19 AM - Source Points







### Meridian Analysis Information

#### TE(X)

The Triple Heater (triple warmer) Meridian governs respiration, digestion and elimination.

Your Triple Heater (triple warmer) Meridian is split. This means there is a significant imbalance in this meridian's energy between the right and left sides of your body.

Energetic disturbances in the triple heater meridian may involve one or more of the following emotional factors: the ability to feel and express positive emotions

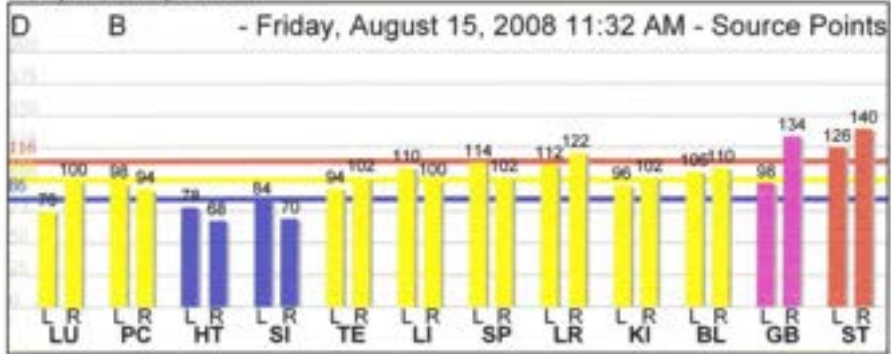
Split chi in the triple heater meridian may indicate a potential for diseases of digestion, side of head, eyes, ears, throat, endocrine system, and upper extremity.

Imbalance in this meridian may be associated with subluxation at the T2, T3, L1, and/or Sacrum level(s).

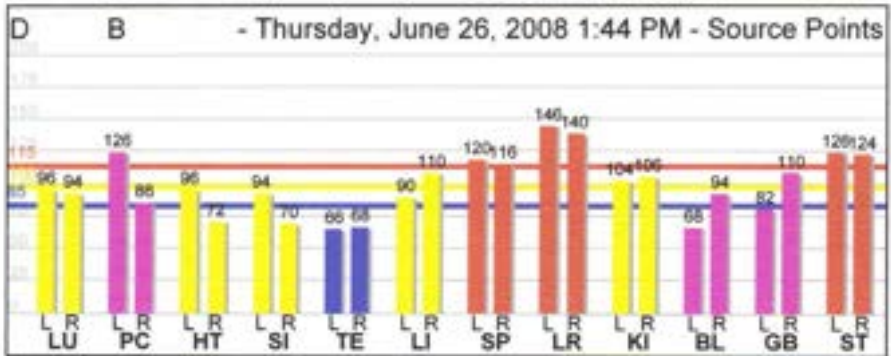


Graph Comparison

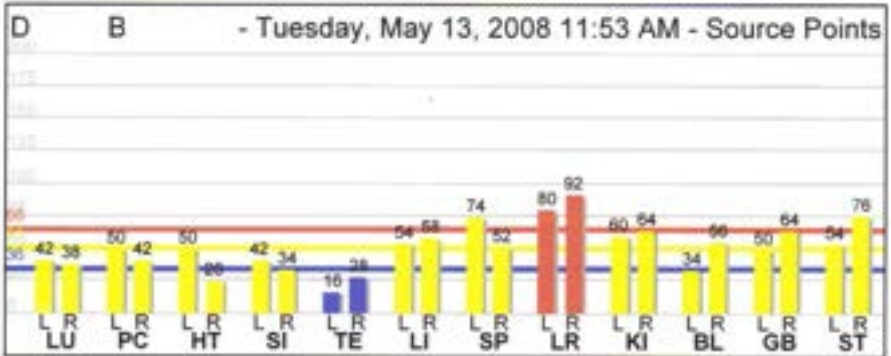
6



5

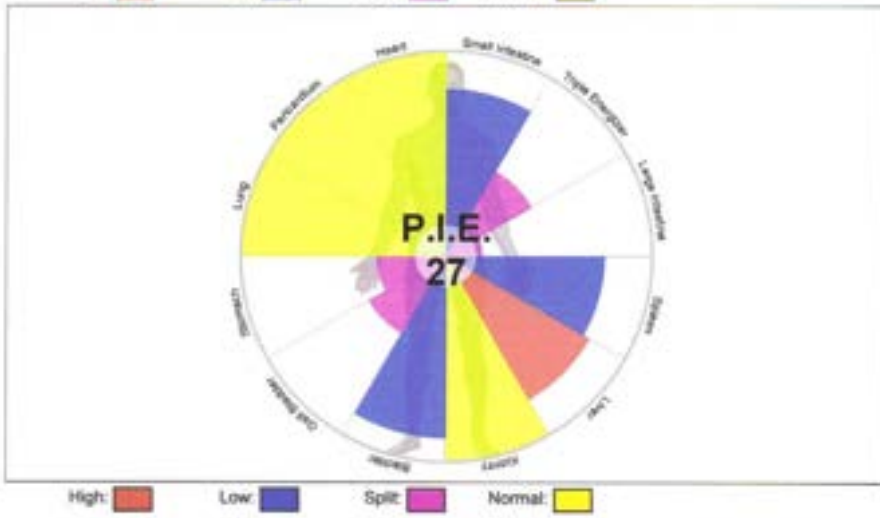
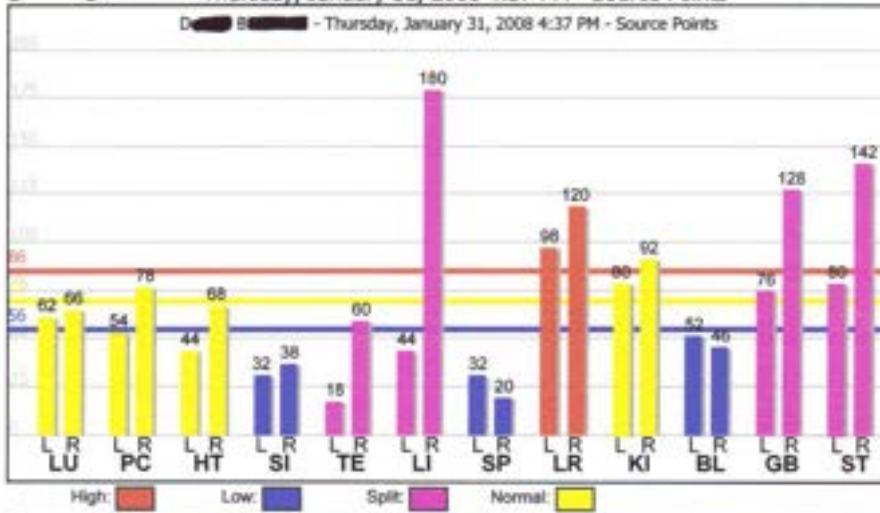


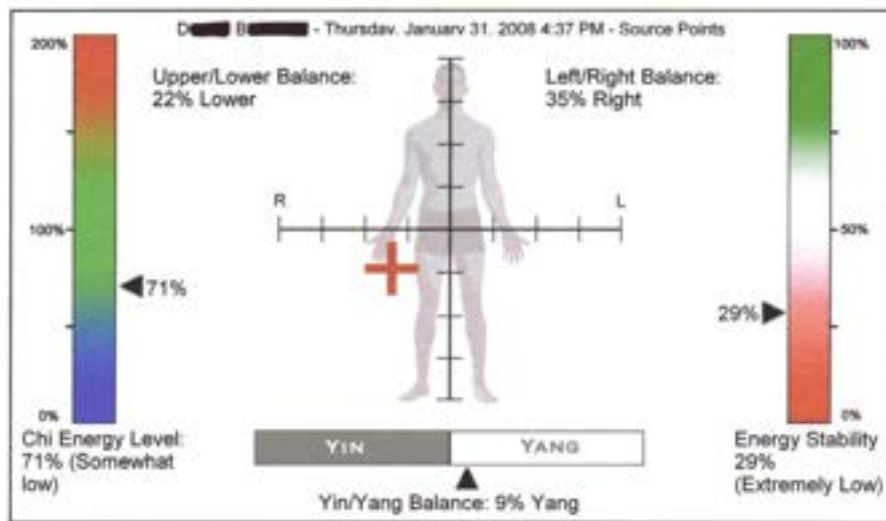
4



# Exam Findings

D B - Thursday, January 31, 2008 4:37 PM - Source Points





## Meridian Analysis Information

### SI(-)

The Small Intestine Meridian influences digestion, water metabolism, and bowel functions. Your Small Intestine Meridian energy is deficient.

Energetic disturbances in the small intestine meridian may involve one or more of the following emotional factors: Assimilation and ease in life, Fear, Worry, Not feeling good enough, Feeling lost, Vulnerable, Deserted, Absent mindedness, Unrequited love. Deficient chi in the small intestine meridian may indicate a potential for one-sided headache, disorder of lower abdomen, tinnitus, hearing difficulties, ear pain, diarrhea, cold body, cold extremities, digestive disturbance.

Imbalance in this meridian may be associated with subluxation at the T10, T11, 12 and/or Sacrum level(s).

### TE(X)

The Triple Heater (triple warmer) Meridian governs respiration, digestion and elimination. Your Triple Heater (triple warmer) Meridian is split. This means there is a significant imbalance in this meridian's energy between the right and left sides of your body.

Energetic disturbances in the triple heater meridian may involve one or more of the following emotional factors: the ability to feel and express positive emotions. Split chi in the triple heater meridian may indicate a potential for diseases of digestion, side of head, eyes, ears, throat, endocrine system, and upper extremity.

Imbalance in this meridian may be associated with subluxation at the T2, T3, L1, and/or Sacrum level(s).

### LI(X)

The Large Intestine Meridian controls elimination of solid waste, and functions with the Lung Meridian to regulate lung function and skin.

Your Large Intestine Meridian is split. This means there is a significant imbalance in this meridian's energy between the right and left sides of your body.

Energetic disturbances in the large intestine meridian may involve one or more of the following emotional factors: Holding on to the past, Fear of letting go, Crying, Compulsion to neatness, Defensiveness.

Split chi in the large intestine meridian may indicate a potential for diseases of intestine, face, eyes, nose, mouth, teeth, throat, head, and upper extremity.

Imbalance in this meridian may be associated with subluxation at the L2, L3, L4 and/or L5 level(s).

### SP(-)

The Spleen Meridian affects the spleen, pancreas, blood formation and hormones. It influences the creation and storage of chi energy, through the transformation of food and water. It nourishes the lips and tongue.

Your Spleen Meridian energy is deficient.

Energetic disturbances in the spleen meridian may involve one or more of the following emotional factors: Obsession, Worry, Hopelessness, Living through others, Being obsessed about things, Low self-esteem, Poor self image, Feeling of not being good enough.

Deficient chi in the spleen meridian may indicate a potential for weak stomach, skin disorders, bowel problems, fatigue, poor appetite, insomnia, sugar craving, flatulence, nausea, diarrhea, poor memory, jaundice, hormonal problems, pelvic involvement.

Imbalance in this meridian may be associated with subluxation at the T1, T5, T6, T7, T8 and/or T9 level(s).

### LR(+)

The Liver Meridian controls muscles, tendons, eyes and genitals, and regulates blood volume and emotional changes, and maintains the free flow of chi.

Your Liver Meridian energy is excessive.

Energetic disturbances in the liver meridian may involve one or more of the following emotional factors: Seat of anger and primitive emotions, Problems: chronic complaining, Justifying fault finding to deceive oneself, Feeling bad, Irrationality, Frustration.

Excessive chi in the liver meridian may indicate a potential for lumbar pain, insomnia, dizziness, menstrual disorder, genital disease or pain, eye disease, chest pressure, tidal fever, allergies, fingernail symptoms, muscle or tendon symptoms, dry throat, bitter taste.

Imbalance in this meridian may be associated with subluxation at the T2, T5, T6, T7, T8 and/or T9 level(s).

Michael S. Cook, D.C., Dipl. Ac. 757-891-7231	Thursday, January 31, 2008 4:37 PM 11015 Warwick Blvd Newport News Virginia 23601	Source Points Fennell's Pain & Rehab zeninstitute.com
--	--	---

**BL(-)**

The Bladder Meridian functions with the Kidney Meridian in water metabolism and excretion. All the associated (Shu) points are on this meridian.

Your Urinary Bladder Meridian energy is deficient.

Energetic disturbances in the urinary bladder meridian may involve one or more of the following emotional factors: Anxiety, Paralyzed will, Holding on to old ideas, Timidity, Inefficiency, Fear of letting go, Wishy-washy, Irritation.

Deficient chi in the urinary bladder meridian may indicate a potential for neck and back pain and stiffness, heavy and weak sensation of extremities, sciatica, leg pain, hemorrhoids, cold back, frequent urination, enuresis, bladder disorder, prostate disorder.

Imbalance in this meridian may be associated with subluxation at the L5, S1 and/or S2 level(s).

**GB(X)**

The Gallbladder Meridian functions with the Liver Meridian to maintain the free flow of chi and to regulate emotional changes.

Your Gall Bladder Meridian is split. This means there is a significant imbalance in this meridian's energy between the right and left sides of your body.

Energetic disturbances in the gall bladder meridian may involve one or more of the following emotional factors: Stones: Bitterness, Resentment, Hard thoughts, Stubbornness, Condemning pride, Emotionally repressed, Depressed, Indecisive.

Split chi in the gall bladder meridian may indicate a potential for diseases of gall bladder, lateral head, eyes, ears, costal region, lower extremity, anger.

Imbalance in this meridian may be associated with subluxation at the T4, T5, T6, T7, T8, T9 and/or T10 level(s).

**ST(X)**

The Stomach Meridian functions with the Spleen Meridian in the assimilation of chi from food through digestion and absorption.

Your Stomach Meridian is split. This means there is a significant imbalance in this meridian's energy between the right and left sides of your body.

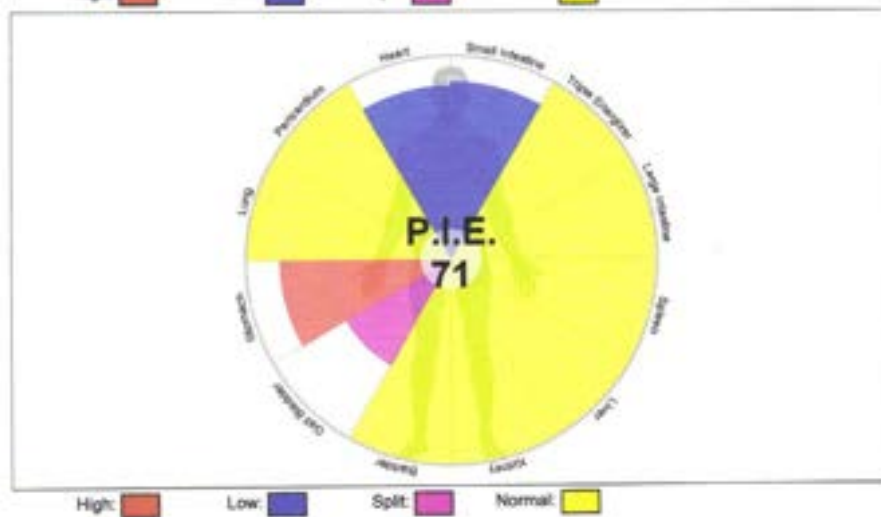
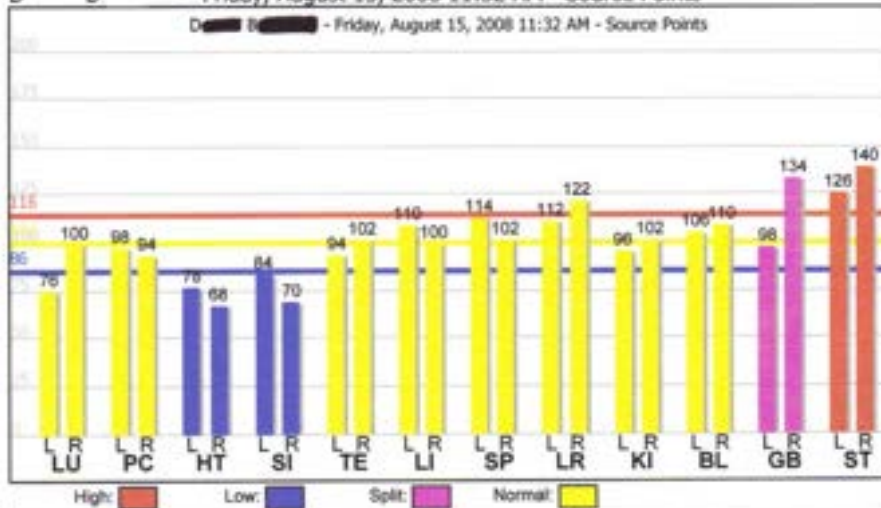
Energetic disturbances in the stomach meridian may involve one or more of the following emotional factors: Holding nourishment, Digesting ideas, Dread, Fear of the new, Inability to assimilate new, Over-sympathetic, Over importance of self, Egotistic, Despair, Stifled.

Split chi in the stomach meridian may indicate a potential for diseases of head, face, stomach, digestion, mouth, teeth, throat, and lower extremity.

Imbalance in this meridian may be associated with subluxation at the T8, T9, T10, T11 and/or T12 level(s).

# Exam Findings

D B - Friday, August 15, 2008 11:32 AM - Source Points





## Exam Findings

D B - Friday, August 15, 2008 11:32 AM - Source Points

### Meridian Analysis Information

#### HT(-)

The Heart Meridian governs the heart, circulation, facial complexion and mental/emotional function.

Your Heart Meridian energy is deficient.

Energetic disturbances in the heart meridian may involve one or more of the following emotional factors: Center of love and security, Attacks: squeezing all the joy out of the heart in favor of money or power, Long standing emotional problems, Lack of joy, Excess joy, Abnormal laughing, Excessively talkative.

Deficient chi in the heart meridian may indicate a potential for palpitation, pain or cold in chest and limbs, cold sweat, nausea, yellow eyes, warm palms, diarrhea, insomnia, poor respiration, speech disturbance, poor memory.

Imbalance in this meridian may be associated with subluxation at the T1, T2, T3, T4 and/or T5 level(s).

#### SI(-)

The Small Intestine Meridian influences digestion, water metabolism, and bowel functions.

Your Small Intestine Meridian energy is deficient.

Energetic disturbances in the small intestine meridian may involve one or more of the following emotional factors: Assimilation and ease in life, Fear, Worry, Not feeling good enough, Feeling lost, Vulnerable, Deserted, Absent mindedness, Unrequited love.

Deficient chi in the small intestine meridian may indicate a potential for one-sided headache, disorder of lower abdomen, tinnitus, hearing difficulties, ear pain, diarrhea, cold body, cold extremities, digestive disturbance.

Imbalance in this meridian may be associated with subluxation at the T10, T11, 12 and/or Sacrum level(s).

Michael S. Cook, D.C., Dipl. Ac. 757-581-7291	Friday, August 15, 2008 11:32 AM 11015 Warwick Blvd. Newport News Virginia, 23601	Source Points Pain Relief & Rehab permissian.com
--	--	--

**GB(X)**

The Gallbladder Meridian functions with the Liver Meridian to maintain the free flow of chi and to regulate emotional changes.

Your Gall Bladder Meridian is split. This means there is a significant imbalance in this meridian's energy between the right and left sides of your body.

Energetic disturbances in the gall bladder meridian may involve one or more of the following emotional factors: Stones: Bitterness, Resentment, Hard thoughts, Stubbornness, Condemning pride, Emotionally repressed, Depressed, Indecisive.

Split chi in the gall bladder meridian may indicate a potential for diseases of gall bladder, lateral head, eyes, ears, costal region, lower extremity, anger.

Imbalance in this meridian may be associated with subluxation at the T4, T5, T6, T7, T8, T9 and/or T10 level(s).

**ST(+)**

The Stomach Meridian functions with the Spleen Meridian in the assimilation of chi from food through digestion and absorption.

Your Stomach Meridian energy is excessive.

Energetic disturbances in the stomach meridian may involve one or more of the following emotional factors: Holding nourishment, Digesting ideas, Dread, Fear of the new, Inability to assimilate new, Over-sympathetic, Over importance of self, Egotistic, Despair, Stifled.

Excessive chi in the stomach meridian may indicate a potential for stiff neck, joint disorders, dry mouth, mastitis, excess appetite, fever without sweating, belching, mouth sores, facial pain/paralysis, constipation, halitosis, pain on outside of legs, tooth pain.

Imbalance in this meridian may be associated with subluxation at the T8, T9, T10, T11 and/or T12 level(s).

Michael S. Cook, D.C., Dipl. Ac. 757-591-7293	Fri, Aug 15, 2008 11:32 AM 11015 Warwick Blvd. Newport News Virginia, 23601	Source Points Pain & Rehab perinsularlab.com
--	--	--

# Exam Findings

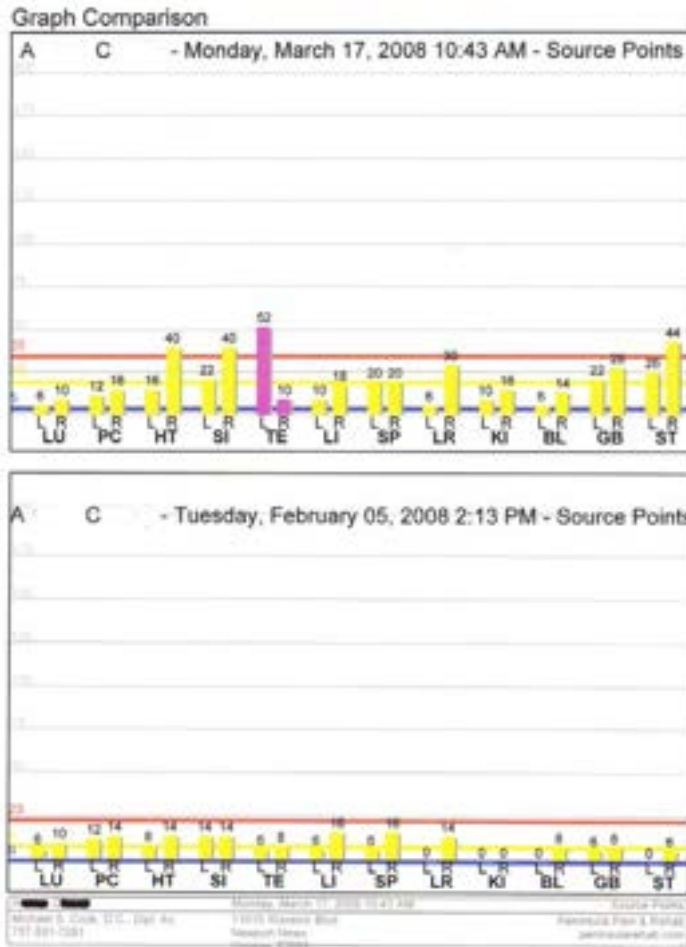
D B - Friday, August 15, 2008 11:32 AM - Source Points



D B	Friday, August 15, 2008 11:32 AM	Source Points
Michael S. Cook, D.C., Dipl. Ac.	11015 Warwick Blvd	Peninsula Pain & Rehab
757-591-7291	Newport News	peninsulapain.com
	Virginia 23601	

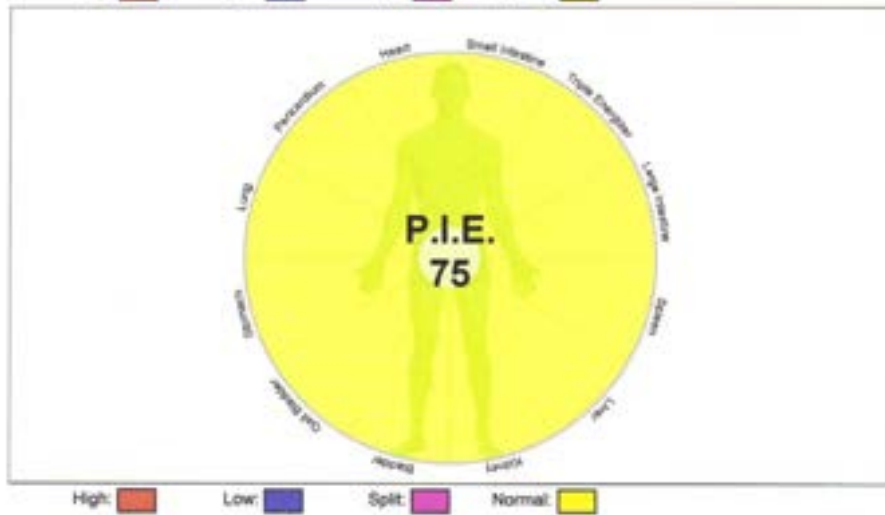
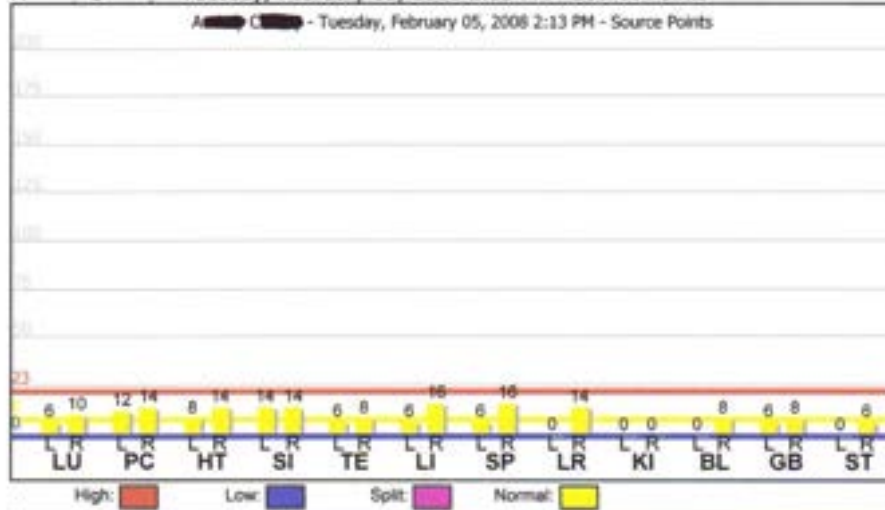
### Patient 3

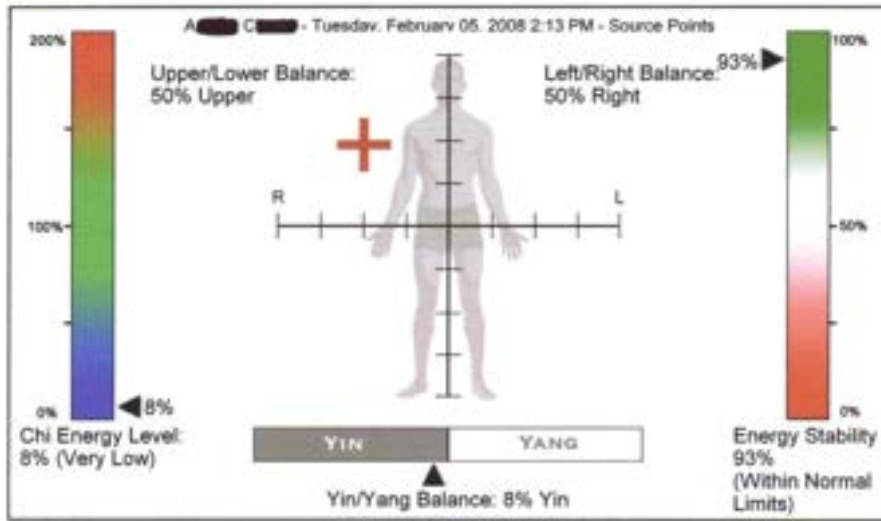
This 50-something-year-old patient came to see me in a wheelchair due to overall pain and hard to move about. Notice that on the Graph Comparison chart that on Test 1 revealed 0 readings. She had a history of chronic infections resulting in constant steroid usage and immune weakness. After 10-20 hours in the chamber, Test 2 showed CHI energy level at 20 compared to 8 on Test 1. All meridians at least have some life. She was able to start PT and felt big increase in her energy and she no longer needed her wheelchair. She stopped coming in due to cost, however, we're trying to get her back as she really misses the treatments as she stated over the phone. She also claimed to be taking less pain medications.



# Exam Findings

A C Tuesday, February 05, 2008 2:13 PM - Source Points

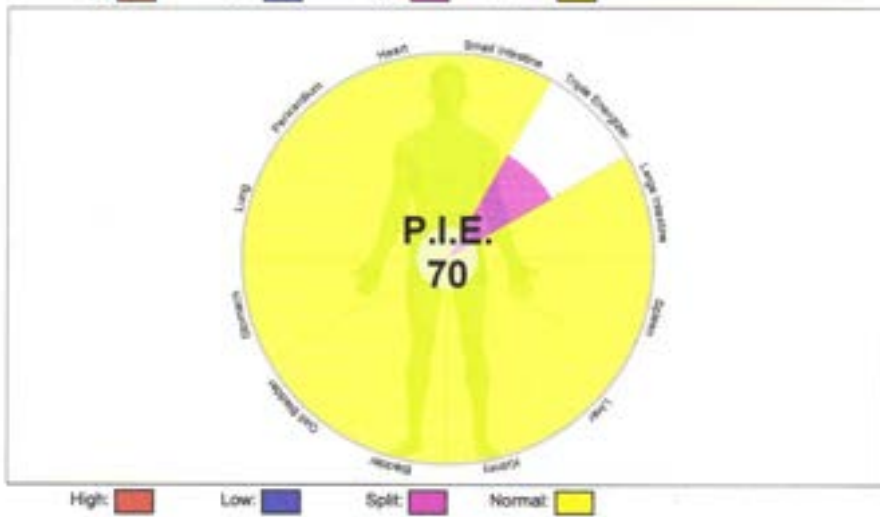
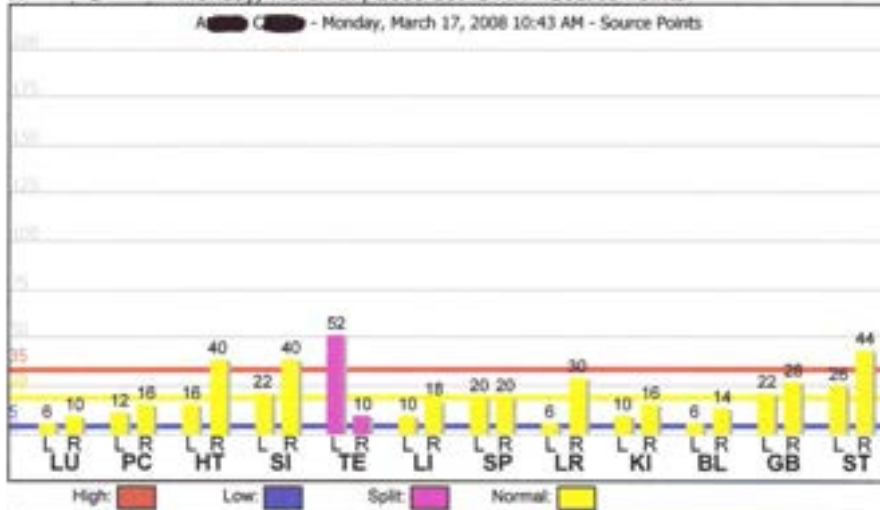




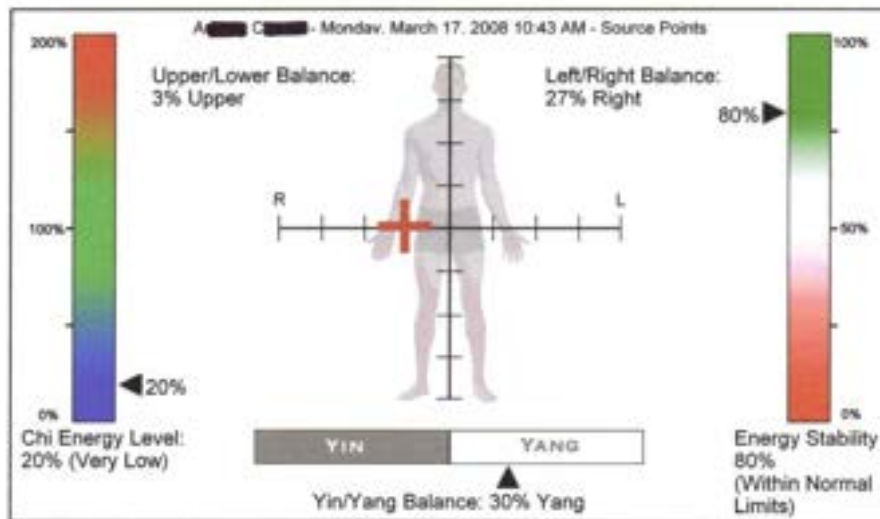
### Meridian Analysis Information

# Exam Findings

A - Monday, March 17, 2008 10:43 AM - Source Points



Michael S. Cook, D.C., Dipl. Ac. 757-691-7251	Monday, March 17, 2008 10:43 AM 11015 Warwick Blvd Newport News Virginia 23601	Source Points Perinatal Pain & Rehab perinatalpain.com
--	---	--



## Meridian Analysis Information

### TE(X)

The Triple Heater (triple warmer) Meridian governs respiration, digestion and elimination.

Your Triple Heater (triple warmer) Meridian is split. This means there is a significant

imbalance in this meridian's energy between the right and left sides of your body.

Energetic disturbances in the triple heater meridian may involve one or more of the following

emotional factors: the ability to feel and express positive emotions

Split chi in the triple heater meridian may indicate a potential for diseases of digestion, side of

head, eyes, ears, throat, endocrine system, and upper extremity.


Imbalance in this meridian may be associated with subluxation at the T2, T3, L1, and/or

Sacrum level(s).



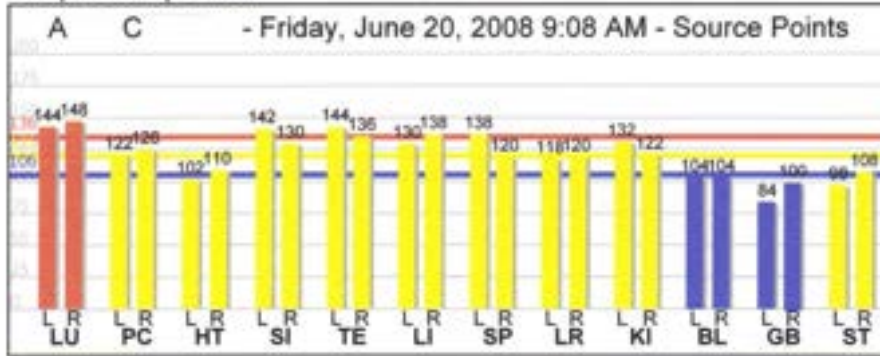
Patient 4

This 60-something-year-old patient is a big supporter of energy medicine. She has a history of lumbar DJR with sciatica in which she received successful treatments from me. Please notice that on Test 1 revealed lots of splits with KI and BL channels split and weak. Test 5 great balance but BL still lagging behind. She did feel better with less lower back pain. Energy levels up on Test 1 and Test 5 summary reports with PIE score better too. (81% - 121%) Chi energy levels. Enclosed Test 1-5 summary graphs with Test 1 and Test 5 complete reports enclosed.

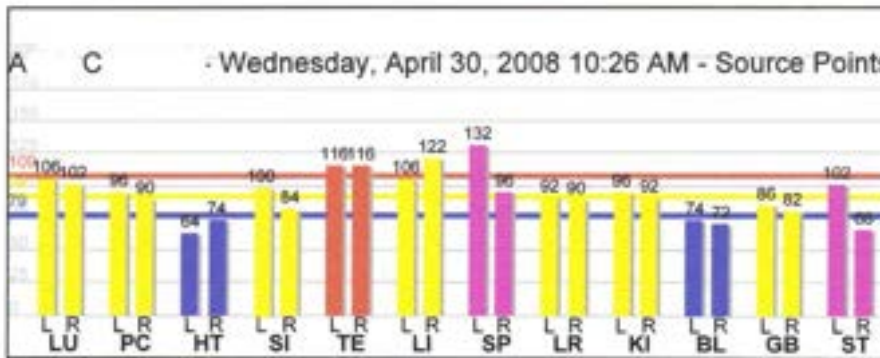


Graph Comparison

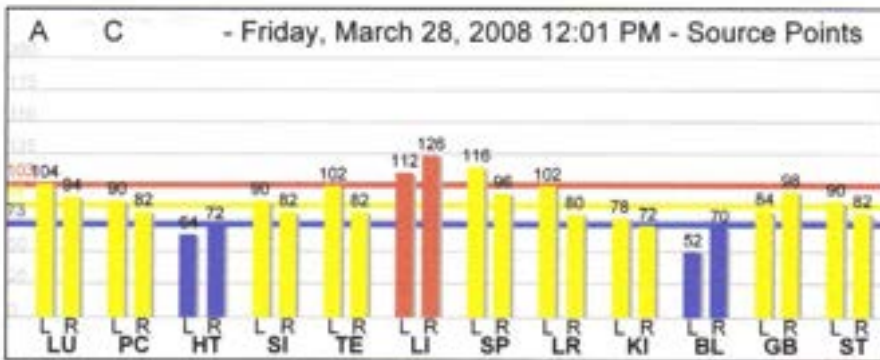
5



4



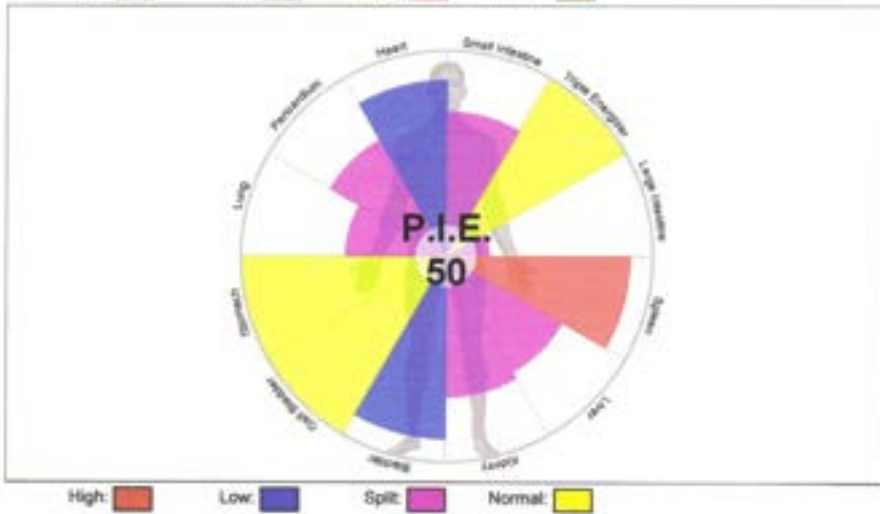
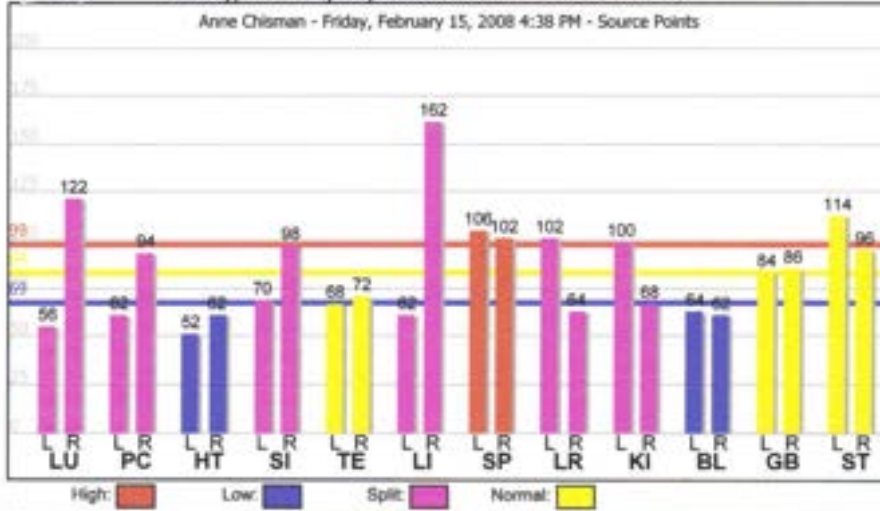
3

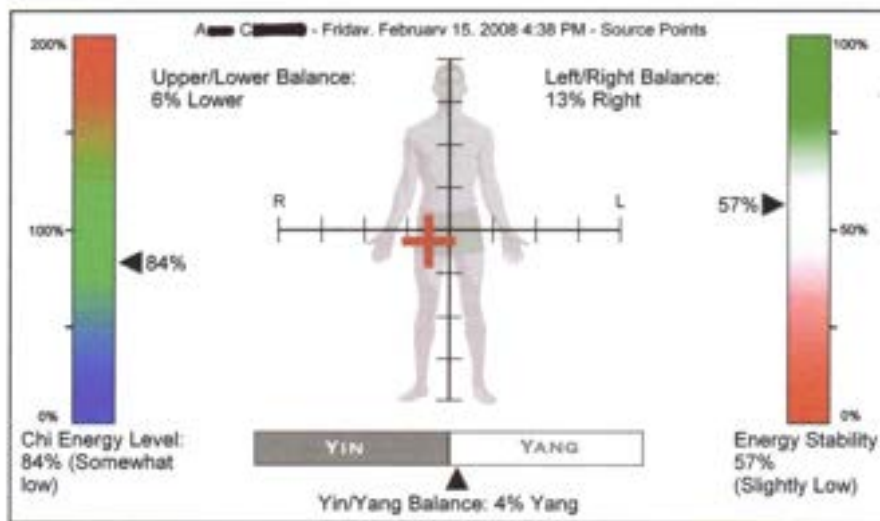


Friday, June 20, 2008 9:08 AM Source Points  
 Michael S. Cook, D.C., Dpt. Ac. 11015 Warwick Blvd. Peninsula Pain & Rehab  
 757-551-7231 Newport News Virginia 23061 peninsulaweb.com

# Exam Findings

A - C - Friday, February 15, 2008 4:38 PM - Source Points





## Meridian Analysis Information

### LU(X)

The Lung Meridian controls respiration, the throat, nose, skin and body hair. It dominates chi throughout the whole body.

Your Lung Meridian is split. This means there is a significant imbalance in this meridian's energy between the right and left sides of your body.

Energetic disturbances in the lung meridian may involve one or more of the following emotional factors: Ability to take in life, Depression, Grief, Sadness, Yearning, Anguish, Not feeling worthy of living life fully, Desperation, Cloudy thinking.

Split chi in the lung meridian may indicate a potential for diseases of chest, lungs, throat and upper extremity.

Imbalance in this meridian may be associated with subluxation at the C7, T1, T2 and/or T3 level(s).

### PC(X)

The Pericardium Meridian (circulation/sex meridian) governs circulation and hormones, and protects and regulates the heart.

Your Pericardium Meridian is split. This means there is a significant imbalance in this meridian's energy between the right and left sides of your body.

Energetic disturbances in the pericardium meridian may involve one or more of the following emotional factors: the ability to feel and express positive emotions

Split chi in the pericardium meridian may indicate a potential for diseases of heart, chest, stomach, upper extremity, hormones.

Imbalance in this meridian may be associated with subluxation at the T2, T4, T8 and/or T12 level(s).

Michael S. Cook, D.C., Dipl. Ac. 757-691-7251	11015 Warwick Blvd Newport News Virginia 23601	Source Points Pericardio Pain & Rehab pericardiohub.com
--	--	---

### HT(-)

The Heart Meridian governs the heart, circulation, facial complexion and mental/emotional function.

Your Heart Meridian energy is deficient.

Energetic disturbances in the heart meridian may involve one or more of the following emotional factors: Center of love and security, Attacks: squeezing all the joy out of the heart in favor of money or power, Long standing emotional problems, Lack of joy, Excess joy, Abnormal laughing, Excessively talkative.

Deficient chi in the heart meridian may indicate a potential for palpitation, pain or cold in chest and limbs, cold sweat, nausea, yellow eyes, warm palms, diarrhea, insomnia, poor respiration, speech disturbance, poor memory.

Imbalance in this meridian may be associated with subluxation at the T1, T2, T3, T4 and/or T5 level(s).

### SI(X)

The Small Intestine Meridian influences digestion, water metabolism, and bowel functions.

Your Small Intestine Meridian is split. This means there is a significant imbalance in this meridian's energy between the right and left sides of your body.

Energetic disturbances in the small intestine meridian may involve one or more of the following emotional factors: Assimilation and ease in life, Fear, Worry, Not feeling good enough, Feeling lost, Vulnerable, Deserted, Absent mindedness, Unrequited love.

Split chi in the small intestine meridian may indicate a potential for diseases of digestion, intestine, lower abdomen, neck, head, eyes, ears, upper extremity and throat.

Imbalance in this meridian may be associated with subluxation at the T10, T11, 12 and/or Sacrum level(s).

### LI(X)

The Large Intestine Meridian controls elimination of solid waste, and functions with the Lung Meridian to regulate lung function and skin.

Your Large Intestine Meridian is split. This means there is a significant imbalance in this meridian's energy between the right and left sides of your body.

Energetic disturbances in the large intestine meridian may involve one or more of the following emotional factors: Holding on to the past, Fear of letting go, Crying, Compulsion to neatness, Defensiveness.

Split chi in the large intestine meridian may indicate a potential for diseases of intestine, face, eyes, nose, mouth, teeth, throat, head, and upper extremity.

Imbalance in this meridian may be associated with subluxation at the L2, L3, L4 and/or L5 level(s).

### **SP(+)**

The Spleen Meridian affects the spleen, pancreas, blood formation and hormones. It influences the creation and storage of chi energy, through the transformation of food and water. It nourishes the lips and tongue.

Your Spleen Meridian energy is excessive.

Energetic disturbances in the spleen meridian may involve one or more of the following emotional factors: Obsession, Worry, Hopelessness, Living through others, Being obsessed about things, Low self-esteem, Poor self image, Feeling of not being good enough.

Excessive chi in the spleen meridian may indicate a potential for stomach problems, joint disorders, pus formation, positional dyspnea, bowel problems, cold lower extremity, sticky mouth, chest congestion, phlegm, fatigue, hormonal problems, pelvic involvement.

Imbalance in this meridian may be associated with subluxation at the T1, T5, T6, T7, T8 and/or T9 level(s).

### **LR(X)**

The Liver Meridian controls muscles, tendons, eyes and genitals, and regulates blood volume and emotional changes, and maintains the free flow of chi.

Your Liver Meridian is split. This means there is a significant imbalance in this meridian's energy between the right and left sides of your body.

Energetic disturbances in the liver meridian may involve one or more of the following emotional factors: Seat of anger and primitive emotions, Problems: chronic complaining, Justifying fault finding to deceive oneself, Feeling bad, Irrationality, Frustration.

Split chi in the liver meridian may indicate a potential for diseases of eyes, joints, ligaments, liver, abdomen, urogenital system and lower extremity.

Imbalance in this meridian may be associated with subluxation at the T2, T5, T6, T7, T8 and/or T9 level(s).

### **KI(X)**

The Kidney Meridian dominates reproduction and water metabolism. It controls bone, hair, hearing and growth/development.

Your Kidney Meridian is split. This means there is a significant imbalance in this meridian's energy between the right and left sides of your body.

Energetic disturbances in the kidney meridian may involve one or more of the following emotional factors: Criticism, Disappointment, Fear, Dread, Bad memory, Impending doom, Failure, Shame, Reacting as a child, Stones: unresolved anger.

Split chi in the kidney meridian may indicate a potential for diseases of kidney, urogenital system, bones, lung, throat, abdomen, and lower extremity.

Imbalance in this meridian may be associated with subluxation at the T8, T9, T10, T11, T12 and/or L5 level(s).

**BL(-)**

The Bladder Meridian functions with the Kidney Meridian in water metabolism and excretion. All the associated (Shu) points are on this meridian.

Your Urinary Bladder Meridian energy is deficient.

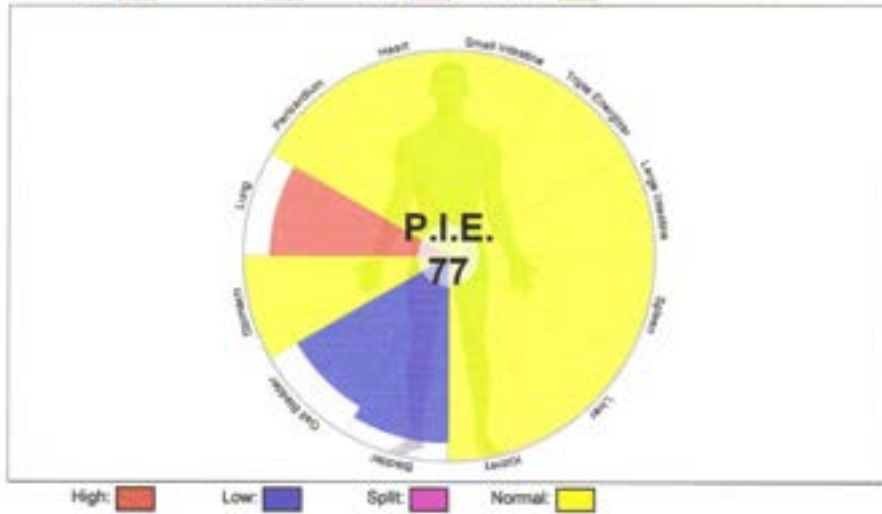

Energetic disturbances in the urinary bladder meridian may involve one or more of the following emotional factors: Anxiety, Paralyzed will, Holding on to old ideas, Timidity, Inefficiency, Fear of letting go, Wishy-washy, Irritation.

Deficient chi in the urinary bladder meridian may indicate a potential for neck and back pain and stiffness, heavy and weak sensation of extremities, sciatica, leg pain, hemorrhoids, cold back, frequent urination, enuresis, bladder disorder, prostate disorder.

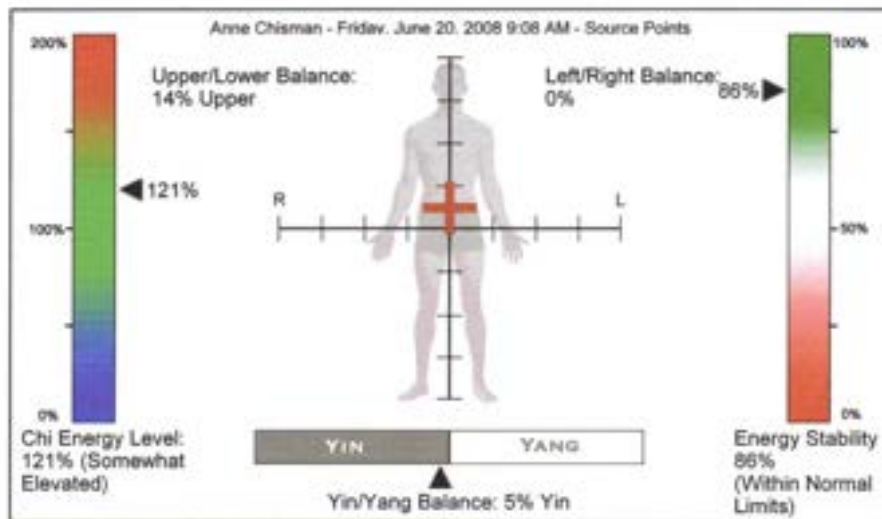
Imbalance in this meridian may be associated with subluxation at the L5, S1 and/or S2 level(s).

# Exam Findings

A C - Friday, June 20, 2008 9:08 AM - Source Points







## Meridian Analysis Information

### LU(+)

The Lung Meridian controls respiration, the throat, nose, skin and body hair. It dominates chi throughout the whole body.

Your Lung Meridian energy is excessive.

Energetic disturbances in the lung meridian may involve one or more of the following emotional factors: Ability to take in life, Depression, Grief, Sadness, Yearning, Anguish, Not feeling worthy of living life fully, Desperation, Cloudy thinking.

Excessive chi in the lung meridian may indicate a potential for stiff shoulder, back pain, headache, throat problems, heaviness in chest, cough, phlegm, nasal discharge, lung distention with sweating, anal disorder, asthma, thyroid irregularities.

Imbalance in this meridian may be associated with subluxation at the C7, T1, T2 and/or T3 level(s).

### BL(-)

The Bladder Meridian functions with the Kidney Meridian in water metabolism and excretion. All the associated (Shu) points are on this meridian.

Your Urinary Bladder Meridian energy is deficient.

Energetic disturbances in the urinary bladder meridian may involve one or more of the following emotional factors: Anxiety, Paralyzed will, Holding on to old ideas, Timidity, Inefficiency, Fear of letting go, Wishy-washy, Irritation.

Deficient chi in the urinary bladder meridian may indicate a potential for neck and back pain and stiffness, heavy and weak sensation of extremities, sciatica, leg pain, hemorrhoids, cold back, frequent urination, enuresis, bladder disorder, prostate disorder.

Imbalance in this meridian may be associated with subluxation at the L5, S1 and/or S2 level(s).

Michael S. Cook, D.C., Dipl. Ac.	11015 Warwick Blvd	Peninsula Pain & Rehab
757-551-7291	Newport News	peninsulainst.com
	Virginia 23601	

**GB(-)**

The Gallbladder Meridian functions with the Liver Meridian to maintain the free flow of chi and to regulate emotional changes.

Your Gall Bladder Meridian energy is deficient.

Energetic disturbances in the gall bladder meridian may involve one or more of the following emotional factors: Stones: Bitterness, Resentment, Hard thoughts, Stubbornness, Condemning pride, Emotionally repressed, Depressed, Indecisive.

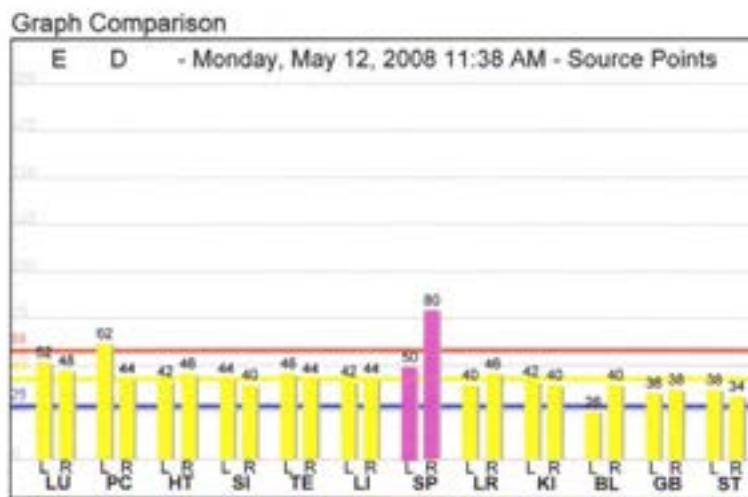
Deficient chi in the gall bladder meridian may indicate a potential for eye disorder, chills, insomnia, fear, dizziness, gait disturbance, heavy hands or feet, yellow eyes, abnormal blood pressure, pain along meridian, ear disorders.

Imbalance in this meridian may be associated with subluxation at the T4, T5, T6, T7, T8, T9 and/or T10 level(s).

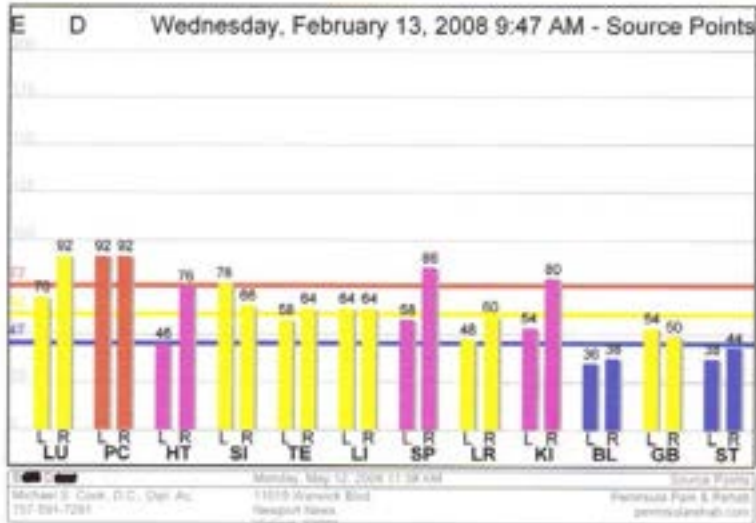
Patient 5

This 80-year-old patient has a history of narcolepsy. She has felt more alert and is missing her narcolepsy medication because she has felt more alert and forgets to take it. (She does not drive due to this.) Insomnia is associated with PC and HT so maybe some connections? Anyway, better balance but a little low on millivoltage reading – 50 avg. (BL and ST) but thers good on final test. We’ll see over time. Around 30 sessions – 60 hours total Test 1 to Test 4.

2

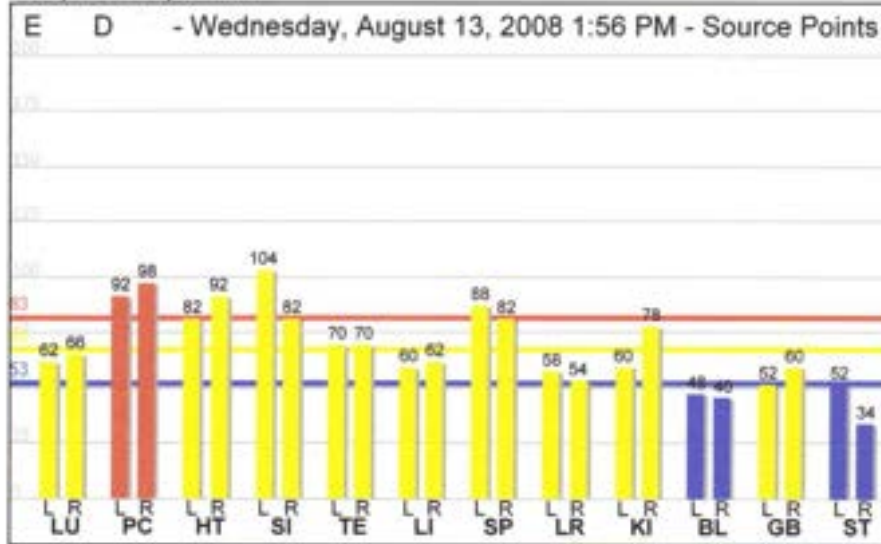


1

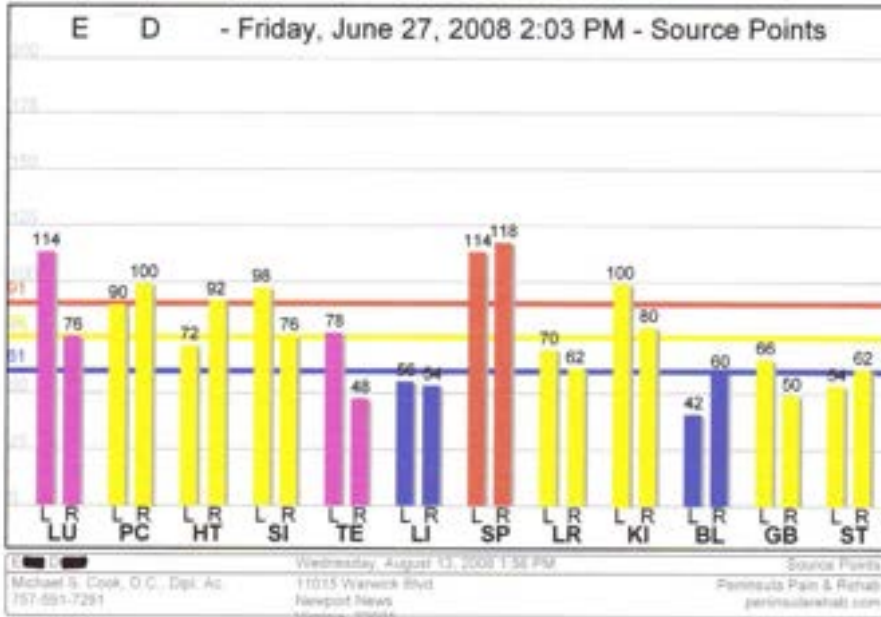


### Graph Comparison

4

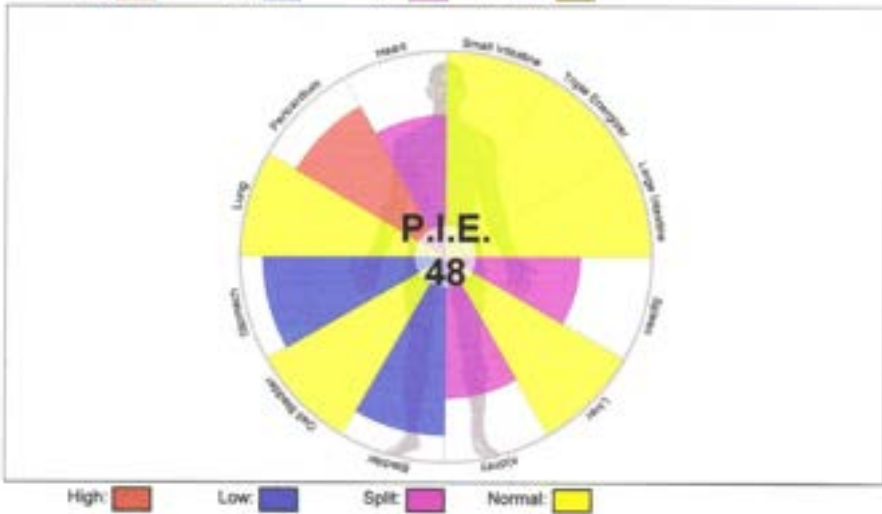
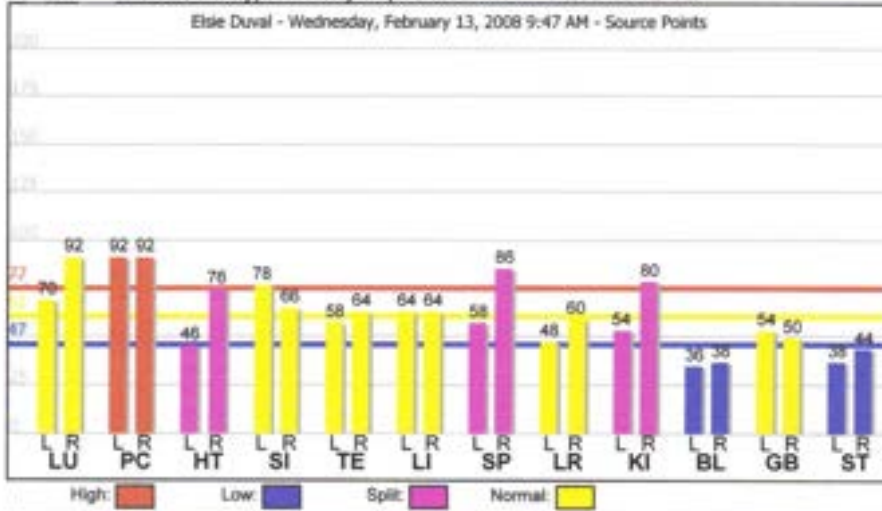


3

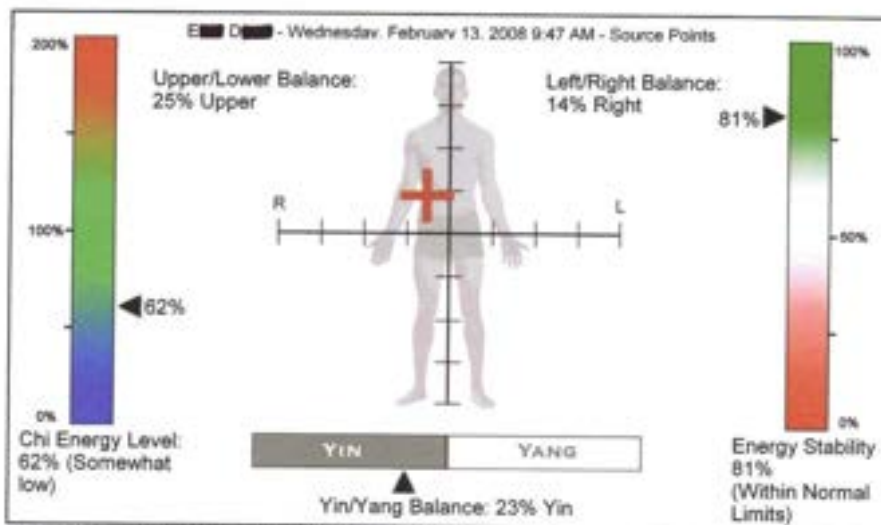


# Exam Findings

E C - Wednesday, February 13, 2008 9:47 AM - Source Points



Michael S. Cook, D.C., Dpt. Ac. 757-581-7291	Wednesday, February 13, 2008 9:47 AM 11015 Warwick Blvd Newport News Virginia 23601	Source Points Painout Pain & Relief painsolvefab.com
---	--	--



## Meridian Analysis Information

### PC(+)

The Pericardium Meridian (circulation/sex meridian) governs circulation and hormones, and protects and regulates the heart.

Your Pericardium Meridian energy is excessive.

Energetic disturbances in the pericardium meridian may involve one or more of the following emotional factors: the ability to feel and express positive emotions

Excessive chi in the pericardium meridian may indicate a potential for stiff shoulder, upper arm problems, heart disease, swelling or pain on sides of rib cage, heaviness in head, stomach pain, constipation, hormonal imbalances.

Imbalance in this meridian may be associated with subluxation at the T2, T4, T8 and/or T12 level(s).

### HT(X)

The Heart Meridian governs the heart, circulation, facial complexion and mental/emotional function.

Your Heart Meridian is split. This means there is a significant imbalance in this meridian's energy between the right and left sides of your body.

Energetic disturbances in the heart meridian may involve one or more of the following emotional factors: Center of love and security, Attacks: squeezing all the joy out of the heart in favor of money or power, Long standing emotional problems, Lack of joy, Excess joy, Abnormal laughing, Excessively talkative.

Split chi in the heart meridian may indicate a potential for diseases of heart, chest, upper extremity, speech, emotional disturbance.

Imbalance in this meridian may be associated with subluxation at the T1, T2, T3, T4 and/or T5 level(s).

E D	Wednesday, February 13, 2008 9:47 AM	Source Points
Michael S. Cook, D.C., Dipl. Ac. 757-591-7291	11015 Warwick Blvd. Newport News Virginia 23601	Pericardium Pain & Rehab pericardianpath.com

**SP(X)**

The Spleen Meridian affects the spleen, pancreas, blood formation and hormones. It influences the creation and storage of chi energy, through the transformation of food and water. It nourishes the lips and tongue.

Your Spleen Meridian is split. This means there is a significant imbalance in this meridian's energy between the right and left sides of your body.

Energetic disturbances in the spleen meridian may involve one or more of the following emotional factors: Obsession, Worry, Hopelessness, Living through others, Being obsessed about things, Low self-esteem, Poor self image, Feeling of not being good enough.

Split chi in the spleen meridian may indicate a potential for diseases of spleen, pancreas, abdomen, stomach, intestine, urogenital system and lower extremity.

Imbalance in this meridian may be associated with subluxation at the T1, T5, T6, T7, T8 and/or T9 level(s).

**KI(X)**

The Kidney Meridian dominates reproduction and water metabolism. It controls bone, hair, hearing and growth/development.

Your Kidney Meridian is split. This means there is a significant imbalance in this meridian's energy between the right and left sides of your body.

Energetic disturbances in the kidney meridian may involve one or more of the following emotional factors: Criticism, Disappointment, Fear, Dread, Bad memory, Impending doom, Failure, Shame, Reacting as a child, Stones: unresolved anger.

Split chi in the kidney meridian may indicate a potential for diseases of kidney, urogenital system, bones, lung, throat, abdomen, and lower extremity.

Imbalance in this meridian may be associated with subluxation at the T8, T9, T10, T11, T12 and/or L5 level(s).

**BL(-)**

The Bladder Meridian functions with the Kidney Meridian in water metabolism and excretion. All the associated (Shu) points are on this meridian.

Your Urinary Bladder Meridian energy is deficient.

Energetic disturbances in the urinary bladder meridian may involve one or more of the following emotional factors: Anxiety, Paralyzed will, Holding on to old ideas, Timidity, Inefficiency, Fear of letting go, Wishy-washy, Irritation.

Deficient chi in the urinary bladder meridian may indicate a potential for neck and back pain and stiffness, heavy and weak sensation of extremities, sciatica, leg pain, hemorrhoids, cold back, frequent urination, enuresis, bladder disorder, prostate disorder.

Imbalance in this meridian may be associated with subluxation at the L5, S1 and/or S2 level(s).

**ST(-)**

The Stomach Meridian functions with the Spleen Meridian in the assimilation of chi from food through digestion and absorption.

Your Stomach Meridian energy is deficient.

Energetic disturbances in the stomach meridian may involve one or more of the following emotional factors: Holding nourishment, Digesting ideas, Dread, Fear of the new, Inability to assimilate new, Over-sympathetic, Over importance of self, Egotistic, Despair, Stifled.

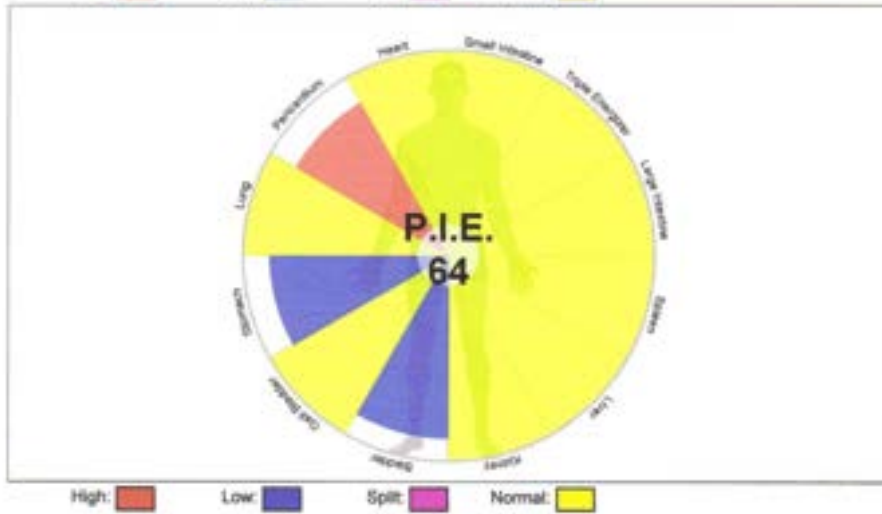
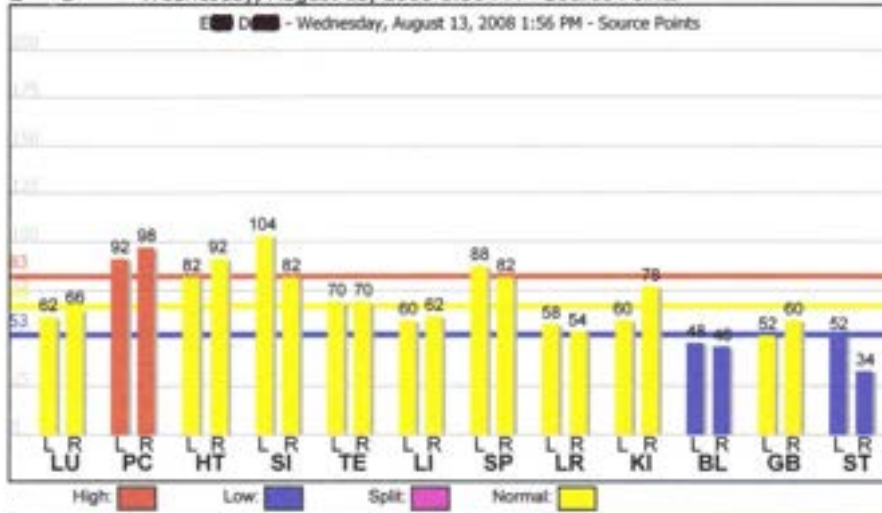
Deficient chi in the stomach meridian may indicate a potential for stiff shoulder, constipation, abdominal fullness or pain, poor appetite, facial swelling, weight loss, diarrhea, nausea, extremity swelling, leg weakness, facial pain/paralysis, tooth pain.

Imbalance in this meridian may be associated with subluxation at the T8, T9, T10, T11 and/or T12 level(s).

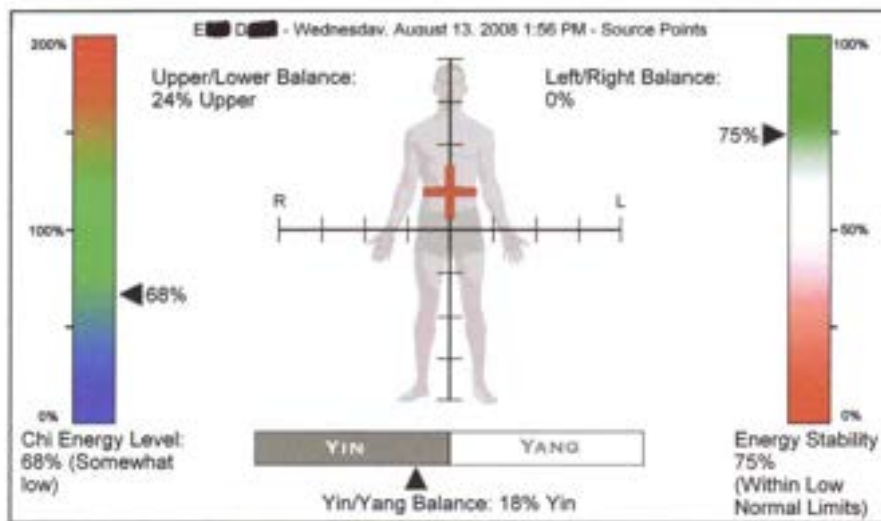


# Exam Findings

E D - Wednesday, August 13, 2008 1:56 PM - Source Points



<p>Michael S. Cook, D.C., Dipl. Ac. 757-681-7291</p>	<p>Wednesday, August 13, 2008 1:58 PM 11018 Warwick Blvd Newport News Virginia 23601</p>	<p>Source Points Peninsula Pain &amp; Rehab peninsulapain.com</p>
--	--	---



## Meridian Analysis Information

### PC(+)

The Pericardium Meridian (circulation/sex meridian) governs circulation and hormones, and protects and regulates the heart.

Your Pericardium Meridian energy is excessive.

Energetic disturbances in the pericardium meridian may involve one or more of the following emotional factors: the ability to feel and express positive emotions

Excessive chi in the pericardium meridian may indicate a potential for stiff shoulder, upper arm problems, heart disease, swelling or pain on sides of rib cage, heaviness in head, stomach pain, constipation, hormonal imbalances.

Imbalance in this meridian may be associated with subluxation at the T2, T4, T8 and/or T12 level(s).

### BL(-)

The Bladder Meridian functions with the Kidney Meridian in water metabolism and excretion. All the associated (Shu) points are on this meridian.

Your Urinary Bladder Meridian energy is deficient.

Energetic disturbances in the urinary bladder meridian may involve one or more of the following emotional factors: Anxiety, Paralyzed will, Holding on to old ideas, Timidity, Inefficiency, Fear of letting go, Wishy-washy, Irritation.

Deficient chi in the urinary bladder meridian may indicate a potential for neck and back pain and stiffness, heavy and weak sensation of extremities, sciatica, leg pain, hemorrhoids, cold back, frequent urination, enuresis, bladder disorder, prostate disorder.

Imbalance in this meridian may be associated with subluxation at the L5, S1 and/or S2 level(s).

**ST(-)**

The Stomach Meridian functions with the Spleen Meridian in the assimilation of chi from food through digestion and absorption.

Your Stomach Meridian energy is deficient.

Energetic disturbances in the stomach meridian may involve one or more of the following emotional factors: Holding nourishment, Digesting ideas, Dread, Fear of the new, inability to assimilate new, Over-sympathetic, Over importance of self, Egotistic, Despair, Stifled.

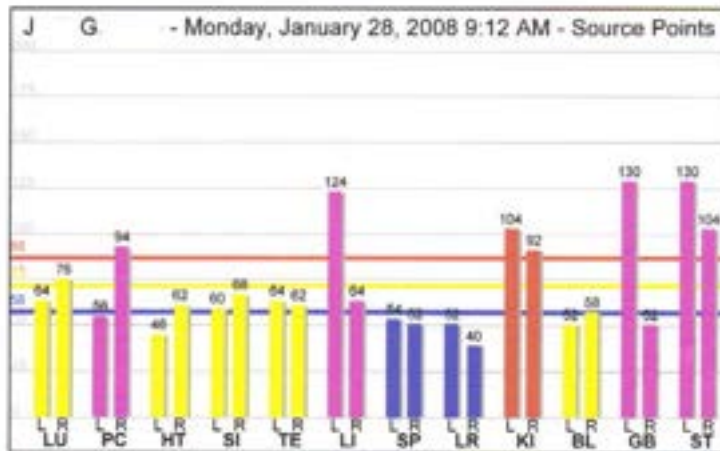
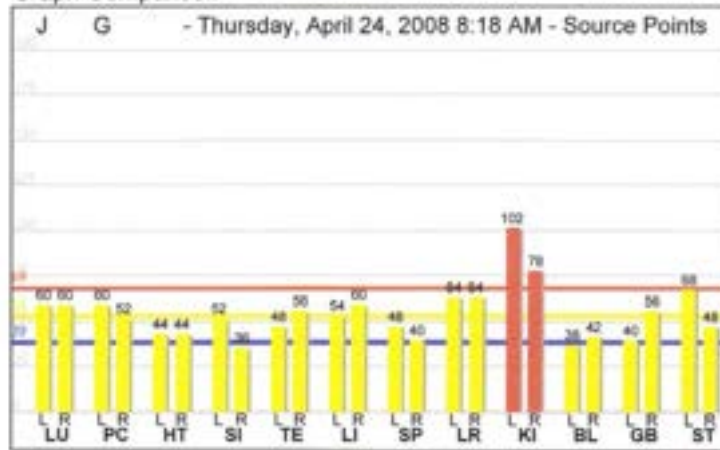
Deficient chi in the stomach meridian may indicate a potential for stiff shoulder, constipation, abdominal fullness or pain, poor appetite, facial swelling, weight loss, diarrhea, nausea, extremity swelling, leg weakness, facial pain/paralysis, tooth pain.

Imbalance in this meridian may be associated with subluxation at the T8, T9, T10, T11 and/or T12 level(s).

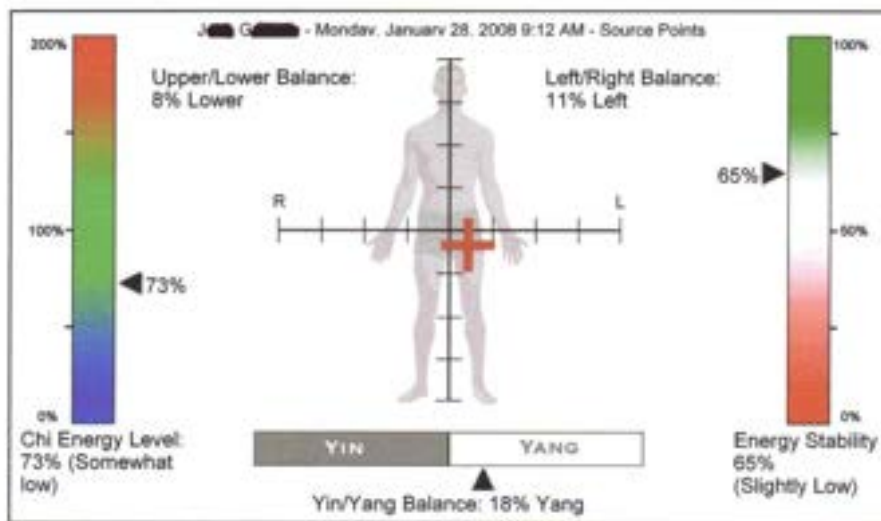
Patient 6

This 60 something year old patient has a history of knee DJD and cardiovascular issues. Probably 30 hours in the chamber Test 1 to Test 2. He still has some knee pains ( K still high) but his wife says that BP readings are better. He's happy and not sure of all the benefits but he is going with the flow.

Graph Comparison







## Meridian Analysis Information

### PC(X)

The Pericardium Meridian (circulation/sex meridian) governs circulation and hormones, and protects and regulates the heart.

Your Pericardium Meridian is split. This means there is a significant imbalance in this meridian's energy between the right and left sides of your body.

Energetic disturbances in the pericardium meridian may involve one or more of the following emotional factors: the ability to feel and express positive emotions

Split chi in the pericardium meridian may indicate a potential for diseases of heart, chest, stomach, upper extremity, hormones.

Imbalance in this meridian may be associated with subluxation at the T2, T4, T8 and/or T12 level(s).

### LI(X)

The Large Intestine Meridian controls elimination of solid waste, and functions with the Lung Meridian to regulate lung function and skin.

Your Large Intestine Meridian is split. This means there is a significant imbalance in this meridian's energy between the right and left sides of your body.

Energetic disturbances in the large intestine meridian may involve one or more of the following emotional factors: Holding on to the past, Fear of letting go, Crying, Compulsion to neatness, Defensiveness.

Split chi in the large intestine meridian may indicate a potential for diseases of intestine, face, eyes, nose, mouth, teeth, throat, head, and upper extremity.

Imbalance in this meridian may be associated with subluxation at the L2, L3, L4 and/or L5 level(s).

Source Points	Monday, January 28, 2008 9:12 AM	Source Points
Michael S. Cook, D.C., Dipl. Ac.	11018 Warwick Blvd	Perinatal Pain & Rehab
757-591-7297	Newport News	perinatalrehab.com
	va.gov-93661	

### SP(-)

The Spleen Meridian affects the spleen, pancreas, blood formation and hormones. It influences the creation and storage of chi energy, through the transformation of food and water. It nourishes the lips and tongue.

Your Spleen Meridian energy is deficient.

Energetic disturbances in the spleen meridian may involve one or more of the following emotional factors: Obsession, Worry, Hopelessness, Living through others, Being obsessed about things, Low self-esteem, Poor self image, Feeling of not being good enough.

Deficient chi in the spleen meridian may indicate a potential for weak stomach, skin disorders, bowel problems, fatigue, poor appetite, insomnia, sugar craving, flatulence, nausea, diarrhea, poor memory, jaundice, hormonal problems, pelvic involvement.

Imbalance in this meridian may be associated with subluxation at the T1, T5, T6, T7, T8 and/or T9 level(s).

### LR(-)

The Liver Meridian controls muscles, tendons, eyes and genitals, and regulates blood volume and emotional changes, and maintains the free flow of chi.

Your Liver Meridian energy is deficient.

Energetic disturbances in the liver meridian may involve one or more of the following emotional factors: Seat of anger and primitive emotions, Problems: chronic complaining, Justifying fault finding to deceive oneself, Feeling bad, Irrationality, Frustration.

Deficient chi in the liver meridian may indicate a potential for weak or cold hands or feet, stomach distention, dizziness, impotence, lack of libido, frequent urination, allergies, fingernail symptoms, muscle or tendon symptoms, vision impairment, tinnitus.

Imbalance in this meridian may be associated with subluxation at the T2, T5, T6, T7, T8 and/or T9 level(s).

### KI(+)

The Kidney Meridian dominates reproduction and water metabolism. It controls bone, hair, hearing and growth/development.

Your Kidney Meridian energy is excessive.

Energetic disturbances in the kidney meridian may involve one or more of the following emotional factors: Criticism, Disappointment, Fear, Dread, Bad memory, Impending doom, Failure, Shame, Reacting as a child, Stones: unresolved anger.

Excessive chi in the kidney meridian may indicate a potential for malaise, nausea, genital disease, dry mouth and tongue, excess libido, dyspnea, hot lower extremities, absent-mindedness, abnormal blood pressure, excessive energy, tinnitus/deafness, bone disorders, hair disorders, lumbar pain.

Imbalance in this meridian may be associated with subluxation at the T8, T9, T10, T11, T12 and/or L5 level(s).

### **GB(X)**

The Gallbladder Meridian functions with the Liver Meridian to maintain the free flow of chi and to regulate emotional changes.

Your Gall Bladder Meridian is split. This means there is a significant imbalance in this meridian's energy between the right and left sides of your body.

Energetic disturbances in the gall bladder meridian may involve one or more of the following emotional factors: Stones: Bitterness, Resentment, Hard thoughts, Stubbornness, Condemning pride, Emotionally repressed, Depressed, Indecisive.

Split chi in the gall bladder meridian may indicate a potential for diseases of gall bladder, lateral head, eyes, ears, costal region, lower extremity, anger.

Imbalance in this meridian may be associated with subluxation at the T4, T5, T6, T7, T8, T9 and/or T10 level(s).

### **ST(X)**

The Stomach Meridian functions with the Spleen Meridian in the assimilation of chi from food through digestion and absorption.

Your Stomach Meridian is split. This means there is a significant imbalance in this meridian's energy between the right and left sides of your body.

Energetic disturbances in the stomach meridian may involve one or more of the following emotional factors: Holding nourishment, Digesting ideas, Dread, Fear of the new, Inability to assimilate new, Over-sympathetic, Over importance of self, Egotistic, Despair, Stifled.

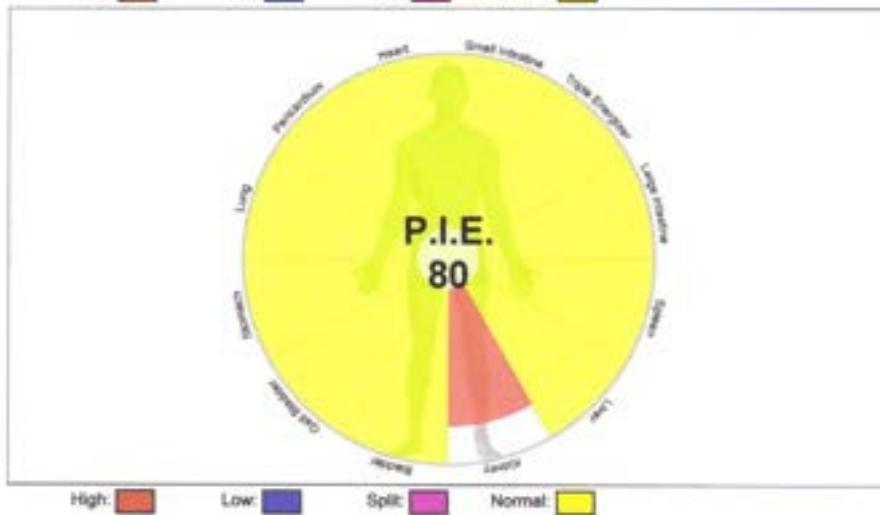
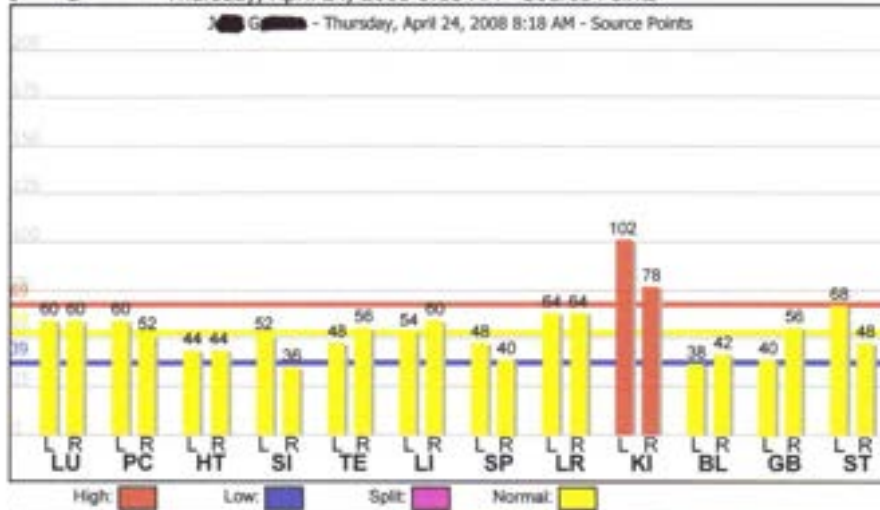
Split chi in the stomach meridian may indicate a potential for diseases of head, face, stomach, digestion, mouth, teeth, throat, and lower extremity.

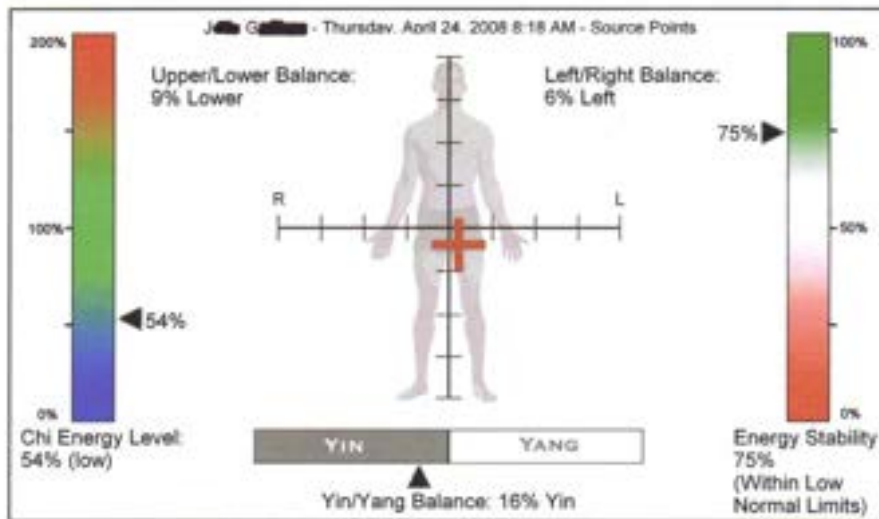
Imbalance in this meridian may be associated with subluxation at the T8, T9, T10, T11 and/or T12 level(s).



# Exam Findings

J G - Thursday, April 24, 2008 8:18 AM - Source Points





## Meridian Analysis Information

### KI(+)

The Kidney Meridian dominates reproduction and water metabolism. It controls bone, hair, hearing and growth/development.

Your Kidney Meridian energy is excessive.

Energetic disturbances in the kidney meridian may involve one or more of the following emotional factors: Criticism, Disappointment, Fear, Dread, Bad memory, Impending doom, Failure, Shame, Reacting as a child, Stones: unresolved anger.

Excessive chi in the kidney meridian may indicate a potential for malaise, nausea, genital disease, dry mouth and tongue, excess libido, dyspnea, hot lower extremities, absent-mindedness, abnormal blood pressure, excessive energy, tinnitus/deafness, bone disorders, hair disorders, lumbar pain.

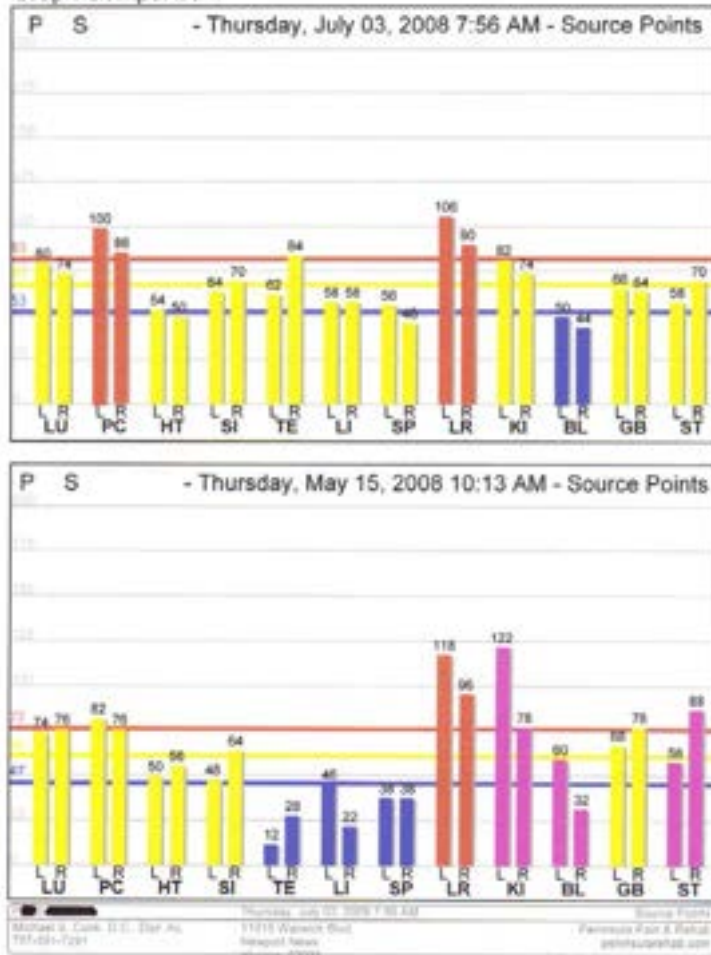
Imbalance in this meridian may be associated with subluxation at the T8, T9, T10, T11, T12 and/or L5 level(s).

	Thursday, April 24, 2008 8:18 AM	Source Points
Michael S. Cook, D.C., Dipl. Ac. 757-591-7291	11015 Warwick Blvd Newport News Virginia 23601	Femoral Pain & Rehab peninsularehab.com

## Patient 7

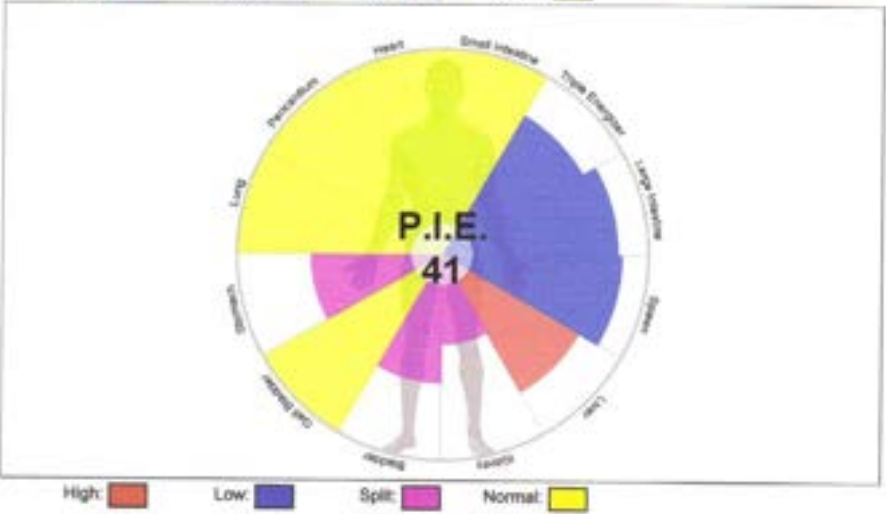
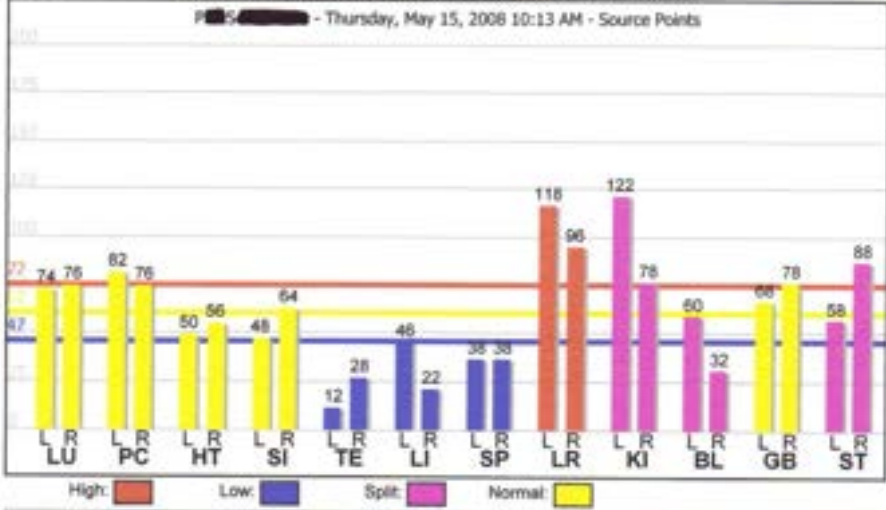
This patient is a MD friend of mine approximately 60 years old. He has chronic renal failure and for years he's had high BP issues that he is regulating by taking medication. Currently he is coming in once per week for EES treatments. KI reading is better, BL not split anymore just weak. His BP has cut down and medications are lessened. GFR reading is better as well. However, at the present time he is not getting a lot of exposure time in the chamber, but also doing kidney detox and I'm hopeful overtime that all ailments will improve.

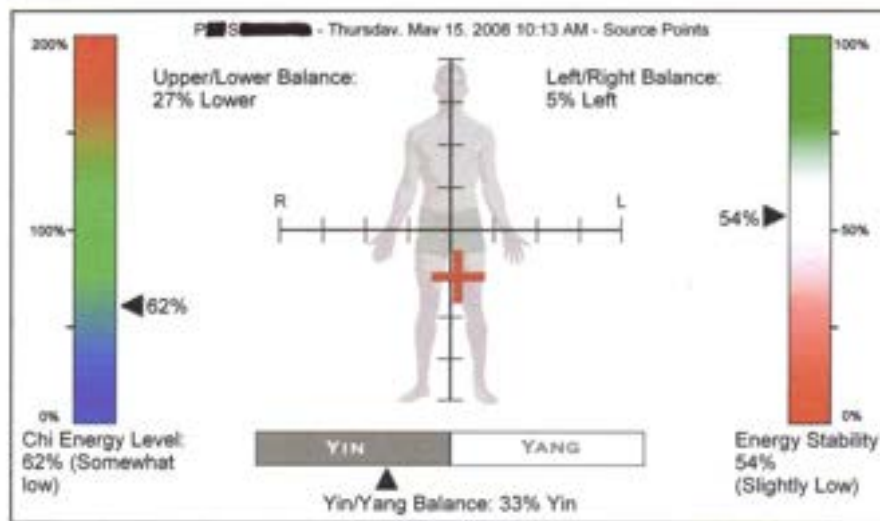
Graph Comparison



# Exam Findings

P S - Thursday, May 15, 2008 10:13 AM - Source Points





## Meridian Analysis Information

### TE(-)

The Triple Heater (triple warmer) Meridian governs respiration, digestion and elimination.

Your Triple Heater (triple warmer) Meridian energy is deficient.

Energetic disturbances in the triple heater meridian may involve one or more of the following emotional factors: the ability to feel and express positive emotions

Deficient chi in the triple heater meridian may indicate a potential for respiration disorder, nausea, stomach disorder, cold, fatigue, endocrine dysfunction, pain in temples, nervousness, diarrhea, enuresis, edema.

Imbalance in this meridian may be associated with subluxation at the T2, T3, L1, and/or Sacrum level(s).

### LI(-)

The Large Intestine Meridian controls elimination of solid waste, and functions with the Lung Meridian to regulate lung function and skin.

Your Large Intestine Meridian energy is deficient.

Energetic disturbances in the large intestine meridian may involve one or more of the following emotional factors: Holding on to the past, Fear of letting go, Crying, Compulsion to neatness, Defensiveness.

Deficient chi in the large intestine meridian may indicate a potential for stiff shoulder, bowel problems, dry throat, toothache, tinnitus, asthma, skin conditions, frontal headache, cold feeling, dry lips.

Imbalance in this meridian may be associated with subluxation at the L2, L3, L4 and/or L5 level(s).

PS - Thursday, May 15, 2008 10:13 AM	Source Points
Michael S. Cook, D.C., Dipl. Ac. 11015 Warwick Blvd Newport News Virginia 23601	Peninsula Pain & Rehab peninsulapain.com

**SP(-)**

The Spleen Meridian affects the spleen, pancreas, blood formation and hormones. It influences the creation and storage of chi energy, through the transformation of food and water. It nourishes the lips and tongue.

Your Spleen Meridian energy is deficient.

Energetic disturbances in the spleen meridian may involve one or more of the following emotional factors: Obsession, Worry, Hopelessness, Living through others, Being obsessed about things, Low self-esteem, Poor self image, Feeling of not being good enough.

Deficient chi in the spleen meridian may indicate a potential for weak stomach, skin disorders, bowel problems, fatigue, poor appetite, insomnia, sugar craving, flatulence, nausea, diarrhea, poor memory, jaundice, hormonal problems, pelvic involvement.

Imbalance in this meridian may be associated with subluxation at the T1, T5, T6, T7, T8 and/or T9 level(s).

**LR(+)**

The Liver Meridian controls muscles, tendons, eyes and genitals, and regulates blood volume and emotional changes, and maintains the free flow of chi.

Your Liver Meridian energy is excessive.

Energetic disturbances in the liver meridian may involve one or more of the following emotional factors: Seat of anger and primitive emotions, Problems: chronic complaining, Justifying fault finding to deceive oneself, Feeling bad, Irrationality, Frustration.

Excessive chi in the liver meridian may indicate a potential for lumbar pain, insomnia, dizziness, menstrual disorder, genital disease or pain, eye disease, chest pressure, tidal fever, allergies, fingernail symptoms, muscle or tendon symptoms, dry throat, bitter taste.

Imbalance in this meridian may be associated with subluxation at the T2, T5, T6, T7, T8 and/or T9 level(s).

**KI(X)**


The Kidney Meridian dominates reproduction and water metabolism. It controls bone, hair, hearing and growth/development.

Your Kidney Meridian is split. This means there is a significant imbalance in this meridian's energy between the right and left sides of your body.

Energetic disturbances in the kidney meridian may involve one or more of the following emotional factors: Criticism, Disappointment, Fear, Dread, Bad memory, Impending doom, Failure, Shame, Reacting as a child, Stones: unresolved anger.

Split chi in the kidney meridian may indicate a potential for diseases of kidney, urogenital system, bones, lung, throat, abdomen, and lower extremity.

Imbalance in this meridian may be associated with subluxation at the T6, T9, T10, T11, T12 and/or L5 level(s).

	Thursday, May 13, 2009 10:15 AM	Source Point
Michael S. Cook, D.C., Dipl. Ac. 757-891-7297	11018 Warwick Blvd Newport News Virginia 23601	Hermetic Pain & Rehab pennsular rehab.com

### **BL(X)**

The Bladder Meridian functions with the Kidney Meridian in water metabolism and excretion. All the associated (Shu) points are on this meridian.

Your Urinary Bladder Meridian is split. This means there is a significant imbalance in this meridian's energy between the right and left sides of your body.

Energetic disturbances in the urinary bladder meridian may involve one or more of the following emotional factors: Anxiety, Paralyzed will, Holding on to old ideas, Timidity, Inefficiency, Fear of letting go, Wishy-washy, Irritation.

Split chi in the urinary bladder meridian may indicate a potential for diseases of urogenital system, head, neck, eyes, back, gluteal region, and lower extremity.

Imbalance in this meridian may be associated with subluxation at the L5, S1 and/or S2 level(s).

### **ST(X)**

The Stomach Meridian functions with the Spleen Meridian in the assimilation of chi from food through digestion and absorption.

Your Stomach Meridian is split. This means there is a significant imbalance in this meridian's energy between the right and left sides of your body.

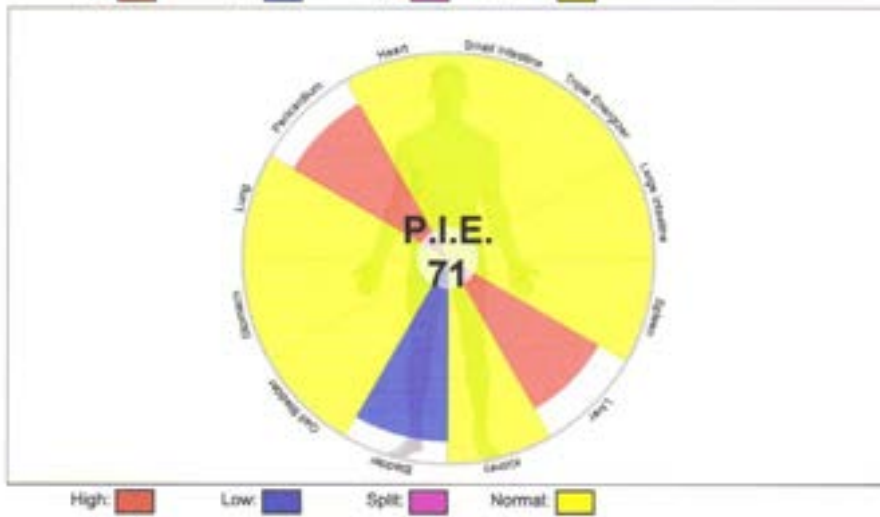
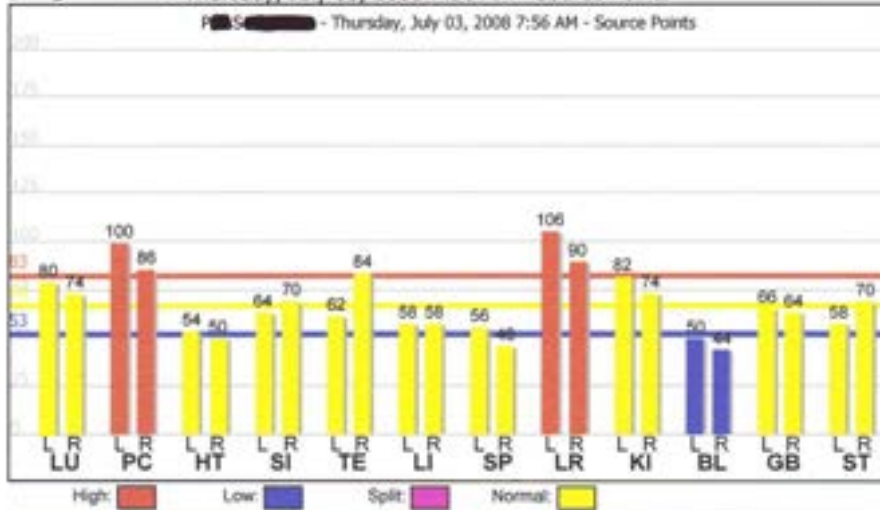
Energetic disturbances in the stomach meridian may involve one or more of the following emotional factors: Holding nourishment, Digesting ideas, Dread, Fear of the new, Inability to assimilate new, Over-sympathetic, Over importance of self, Egotistic, Despair, Stifled.

Split chi in the stomach meridian may indicate a potential for diseases of head, face, stomach, digestion, mouth, teeth, throat, and lower extremity.

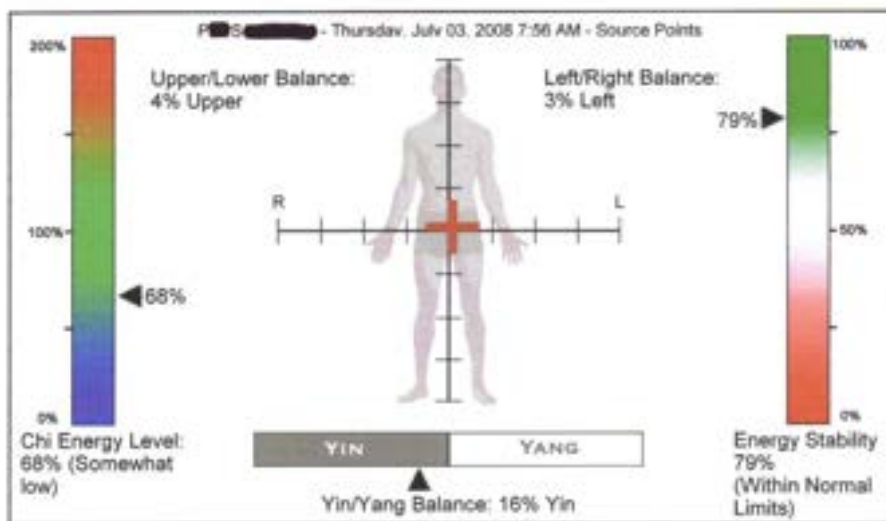
Imbalance in this meridian may be associated with subluxation at the T8, T9, T10, T11 and/or T12 level(s).

# Exam Findings

P S - Thursday, July 03, 2008 7:56 AM - Source Points







## Meridian Analysis Information

### PC(+)

The Pericardium Meridian (circulation/sex meridian) governs circulation and hormones, and protects and regulates the heart.

Your Pericardium Meridian energy is excessive.

Energetic disturbances in the pericardium meridian may involve one or more of the following emotional factors: the ability to feel and express positive emotions

Excessive chi in the pericardium meridian may indicate a potential for stiff shoulder, upper arm problems, heart disease, swelling or pain on sides of rib cage, heaviness in head, stomach pain, constipation, hormonal imbalances.

Imbalance in this meridian may be associated with subluxation at the T2, T4, T8 and/or T12 level(s).

### LR(+)

The Liver Meridian controls muscles, tendons, eyes and genitals, and regulates blood volume and emotional changes, and maintains the free flow of chi.

Your Liver Meridian energy is excessive.

Energetic disturbances in the liver meridian may involve one or more of the following emotional factors: Seat of anger and primitive emotions, Problems: chronic complaining, Justifying fault finding to deceive oneself, Feeling bad, Irrationality, Frustration.

Excessive chi in the liver meridian may indicate a potential for lumbar pain, insomnia, dizziness, menstrual disorder, genital disease or pain, eye disease, chest pressure, tidal fever, allergies, fingernail symptoms, muscle or tendon symptoms, dry throat, bitter taste.

Imbalance in this meridian may be associated with subluxation at the T2, T5, T6, T7, T8 and/or T9 level(s).

Michael S. Cook, D.C., Dipl. Ac. 757-691-7291	Thursday, July 03, 2008 7:56 AM 11015 Warwick Blvd Newport News Virginia 23601	Source Points Peninsula Pain & Rehab peninsulapain.com
--	---	--

**BL(-)**

The Bladder Meridian functions with the Kidney Meridian in water metabolism and excretion. All the associated (Shu) points are on this meridian.

Your Urinary Bladder Meridian energy is deficient.

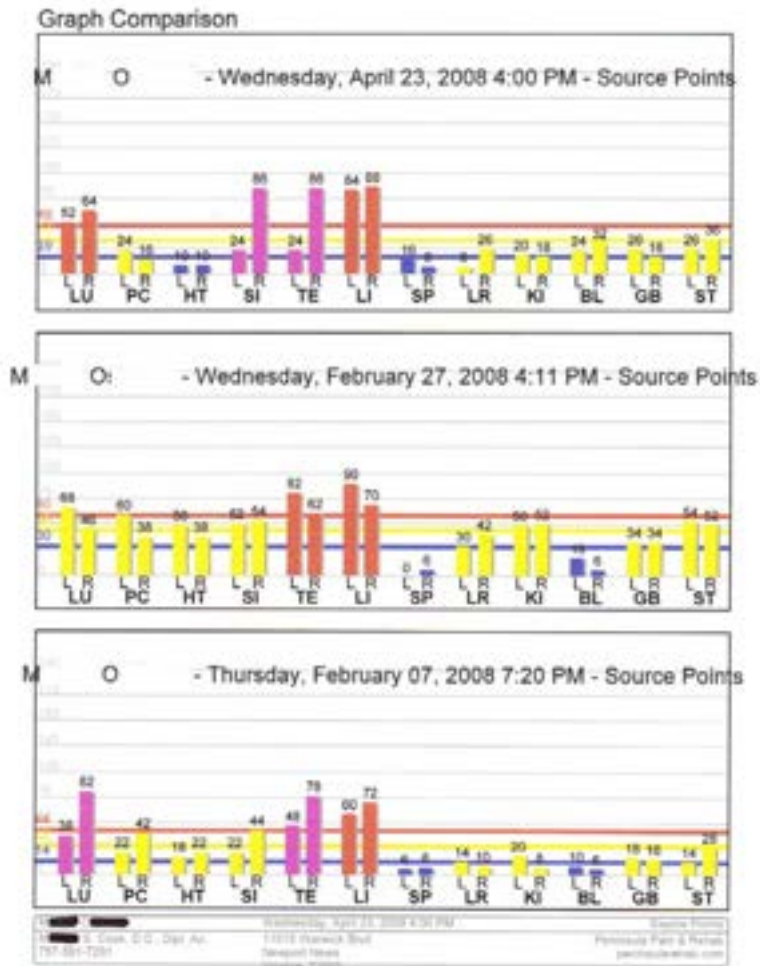
Energetic disturbances in the urinary bladder meridian may involve one or more of the following emotional factors: Anxiety, Paralyzed will, Holding on to old ideas, Timidity, Inefficiency, Fear of letting go, Wishy-washy, Irritation.

Deficient chi in the urinary bladder meridian may indicate a potential for neck and back pain and stiffness, heavy and weak sensation of extremities, sciatica, leg pain, hemorrhoids, cold back, frequent urination, enuresis, bladder disorder, prostate disorder.

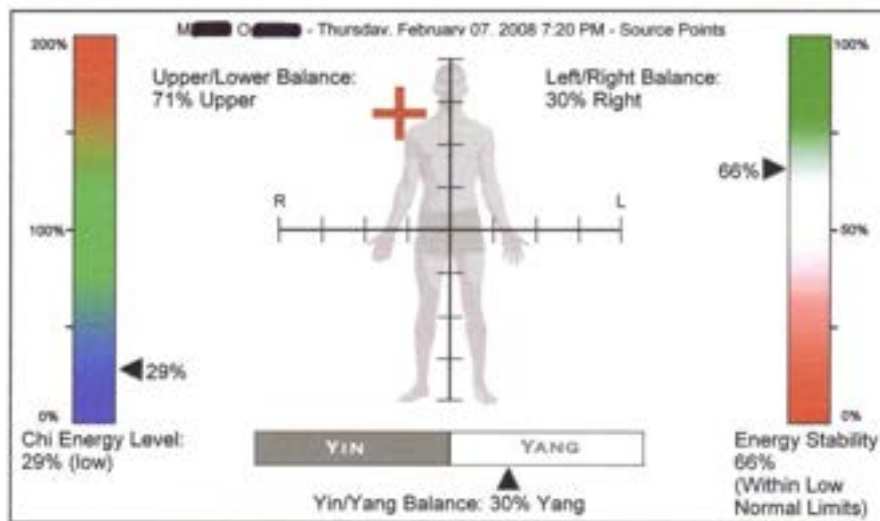
Imbalance in this meridian may be associated with subluxation at the L5, S1 and/or S2 level(s).

Patient 8

This patient unfortunately passed away due to cancer. She had done a lot with the vibe machine before we got the EES. Her history of cancer includes cancer of the colon, bladder, lungs, etc and through the years has undergone chemo/radiation treatments and many surgeries. As you can see, a lot of low millivolt readings on Test 1. She did get better but was getting so much radiation I think this killed her. She couldn't come up here at the end after April and took a guide dive down and passed very quickly. According to her friends, that after not coming for her treatments in the EES she quickly went down. I'll miss her. Full reports for Test 1 and 3.







## Meridian Analysis Information

### LU(X)

The Lung Meridian controls respiration, the throat, nose, skin and body hair. It dominates chi throughout the whole body.

Your Lung Meridian is split. This means there is a significant imbalance in this meridian's energy between the right and left sides of your body.

Energetic disturbances in the lung meridian may involve one or more of the following emotional factors: Ability to take in life, Depression, Grief, Sadness, Yearning, Anguish, Not feeling worthy of living life fully, Desperation, Cloudy thinking.

Split chi in the lung meridian may indicate a potential for diseases of chest, lungs, throat and upper extremity.

Imbalance in this meridian may be associated with subluxation at the C7, T1, T2 and/or T3 level(s).

### TE(X)

The Triple Heater (triple warmer) Meridian governs respiration, digestion and elimination.

Your Triple Heater (triple warmer) Meridian is split. This means there is a significant imbalance in this meridian's energy between the right and left sides of your body.

Energetic disturbances in the triple heater meridian may involve one or more of the following emotional factors: the ability to feel and express positive emotions

Split chi in the triple heater meridian may indicate a potential for diseases of digestion, side of head, eyes, ears, throat, endocrine system, and upper extremity.

Imbalance in this meridian may be associated with subluxation at the T2, T3, L1, and/or Sacrum level(s).

**LI(+)**

The Large Intestine Meridian controls elimination of solid waste, and functions with the Lung Meridian to regulate lung function and skin.

Your Large Intestine Meridian energy is excessive.

Energetic disturbances in the large intestine meridian may involve one or more of the following emotional factors: Holding on to the past, Fear of letting go, Crying, Compulsion to neatness, Defensiveness.

Excessive chi in the large intestine meridian may indicate a potential for stiff shoulder, toothache, hemorrhoids, skin conditions, fever, fullness, dry throat, asthma, facial swelling, sinus headache, dizziness, constipation.

Imbalance in this meridian may be associated with subluxation at the L2, L3, L4 and/or L5 level(s).

**SP(-)**

The Spleen Meridian affects the spleen, pancreas, blood formation and hormones. It influences the creation and storage of chi energy, through the transformation of food and water. It nourishes the lips and tongue.

Your Spleen Meridian energy is deficient.

Energetic disturbances in the spleen meridian may involve one or more of the following emotional factors: Obsession, Worry, Hopelessness, Living through others, Being obsessed about things, Low self-esteem, Poor self image, Feeling of not being good enough.

Deficient chi in the spleen meridian may indicate a potential for weak stomach, skin disorders, bowel problems, fatigue, poor appetite, insomnia, sugar craving, flatulence, nausea, diarrhea, poor memory, jaundice, hormonal problems, pelvic involvement.

Imbalance in this meridian may be associated with subluxation at the T1, T5, T6, T7, T8 and/or T9 level(s).

**BL(-)**

The Bladder Meridian functions with the Kidney Meridian in water metabolism and excretion. All the associated (Shu) points are on this meridian.

Your Urinary Bladder Meridian energy is deficient.

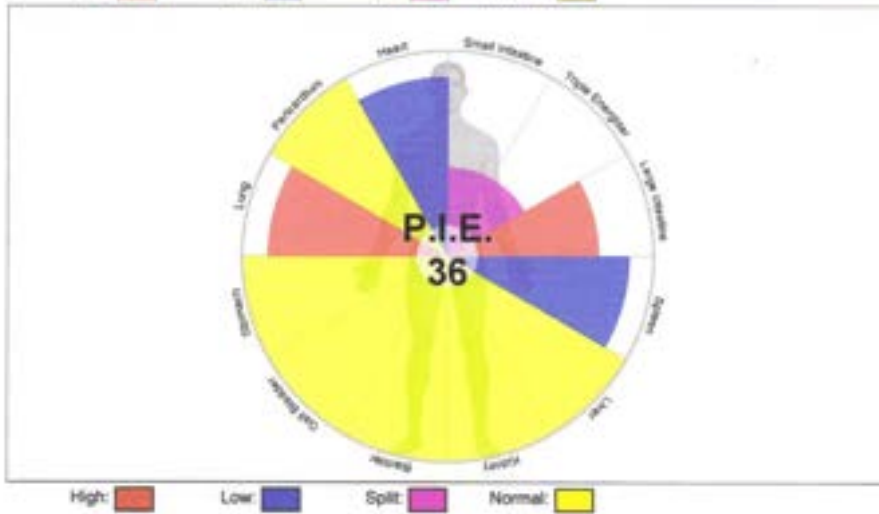
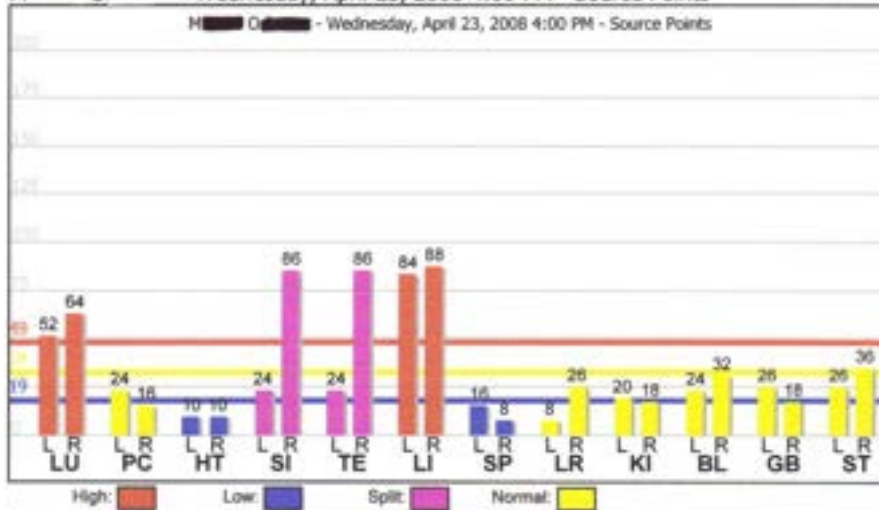
Energetic disturbances in the urinary bladder meridian may involve one or more of the following emotional factors: Anxiety, Paralyzed will, Holding on to old ideas, Timidity, Inefficiency, Fear of letting go, Wishy-washy, Irritation.

Deficient chi in the urinary bladder meridian may indicate a potential for neck and back pain and stiffness, heavy and weak sensation of extremities, sciatica, leg pain, hemorrhoids, cold back, frequent urination, enuresis, bladder disorder, prostate disorder.

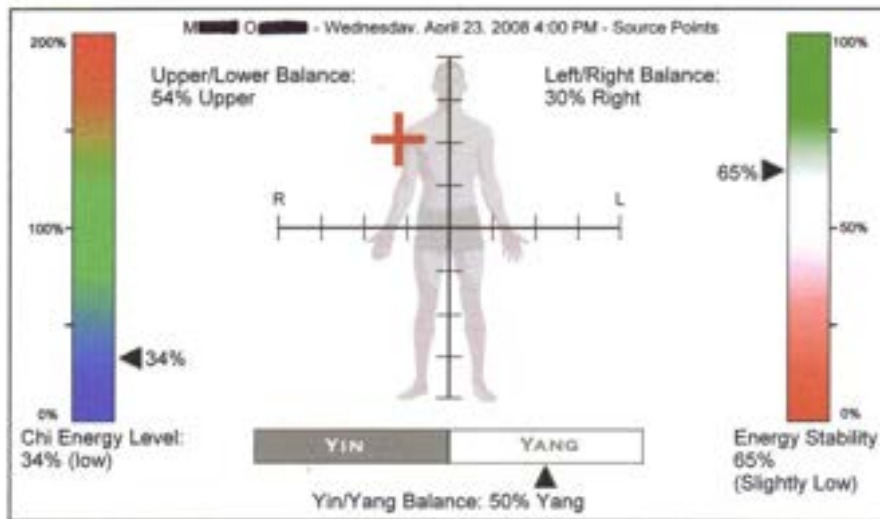
Imbalance in this meridian may be associated with subluxation at the L5, S1 and/or S2 level(s).

# Exam Findings

M O - Wednesday, April 23, 2008 4:00 PM - Source Points



M O	Wednesday, April 23, 2008 4:00 PM	Source Points
Michael E. Cook, D.C., Dipl. Ac.	11015 Warwick Blvd	Peninsula Pain & Rehab
757-591-7291	Newport News	peninsulainst.com
	Virginia 23601	



## Meridian Analysis Information

### LU(+)

The Lung Meridian controls respiration, the throat, nose, skin and body hair. It dominates chi throughout the whole body.

Your Lung Meridian energy is excessive.

Energetic disturbances in the lung meridian may involve one or more of the following emotional factors: Ability to take in life, Depression, Grief, Sadness, Yearning, Anguish, Not feeling worthy of living life fully, Desperation, Cloudy thinking.

Excessive chi in the lung meridian may indicate a potential for stiff shoulder, back pain, headache, throat problems, heaviness in chest, cough, phlegm, nasal discharge, lung distention with sweating, anal disorder, asthma, thyroid irregularities.

Imbalance in this meridian may be associated with subluxation at the C7, T1, T2 and/or T3 level(s).

### HT(-)

The Heart Meridian governs the heart, circulation, facial complexion and mental/emotional function.

Your Heart Meridian energy is deficient.

Energetic disturbances in the heart meridian may involve one or more of the following emotional factors: Center of love and security, Attacks: squeezing all the joy out of the heart in favor of money or power, Long standing emotional problems, Lack of joy, Excess joy, Abnormal laughing, Excessively talkative.

Deficient chi in the heart meridian may indicate a potential for palpitation, pain or cold in chest and limbs, cold sweat, nausea, yellow eyes, warm palms, diarrhea, insomnia, poor respiration, speech disturbance, poor memory.

Imbalance in this meridian may be associated with subluxation at the T1, T2, T3, T4 and/or T5 level(s).



**SI(X)**

The Small Intestine Meridian influences digestion, water metabolism, and bowel functions. Your Small Intestine Meridian is split. This means there is a significant imbalance in this meridian's energy between the right and left sides of your body.

Energetic disturbances in the small intestine meridian may involve one or more of the following emotional factors: Assimilation and ease in life, Fear, Worry, Not feeling good enough, Feeling lost, Vulnerable, Deserted, Absent mindedness, Unrequited love.

Split chi in the small intestine meridian may indicate a potential for diseases of digestion, intestine, lower abdomen, neck, head, eyes, ears, upper extremity and throat.

Imbalance in this meridian may be associated with subluxation at the T10, T11, 12 and/or Sacrum level(s).

**TE(X)**

The Triple Heater (triple warmer) Meridian governs respiration, digestion and elimination.

Your Triple Heater (triple warmer) Meridian is split. This means there is a significant imbalance in this meridian's energy between the right and left sides of your body.

Energetic disturbances in the triple heater meridian may involve one or more of the following emotional factors: the ability to feel and express positive emotions

Split chi in the triple heater meridian may indicate a potential for diseases of digestion, side of head, eyes, ears, throat, endocrine system, and upper extremity.

Imbalance in this meridian may be associated with subluxation at the T2, T3, L1, and/or Sacrum level(s).

**LI(+)**

The Large Intestine Meridian controls elimination of solid waste, and functions with the Lung Meridian to regulate lung function and skin.

Your Large Intestine Meridian energy is excessive.

Energetic disturbances in the large intestine meridian may involve one or more of the following emotional factors: Holding on to the past, Fear of letting go, Crying, Compulsion to neatness, Defensiveness.

Excessive chi in the large intestine meridian may indicate a potential for stiff shoulder, toothache, hemorrhoids, skin conditions, fever, fullness, dry throat, asthma, facial swelling, sinus headache, dizziness, constipation.

Imbalance in this meridian may be associated with subluxation at the L2, L3, L4 and/or L5 level(s).

**SP(-)**

The Spleen Meridian affects the spleen, pancreas, blood formation and hormones. It influences the creation and storage of chi energy, through the transformation of food and water. It nourishes the lips and tongue.

Your Spleen Meridian energy is deficient.

Energetic disturbances in the spleen meridian may involve one or more of the following emotional factors: Obsession, Worry, Hopelessness, Living through others, Being obsessed about things, Low self-esteem, Poor self image, Feeling of not being good enough.

Deficient chi in the spleen meridian may indicate a potential for weak stomach, skin disorders, bowel problems, fatigue, poor appetite, insomnia, sugar craving, flatulence, nausea, diarrhea, poor memory, jaundice, hormonal problems, pelvic involvement.

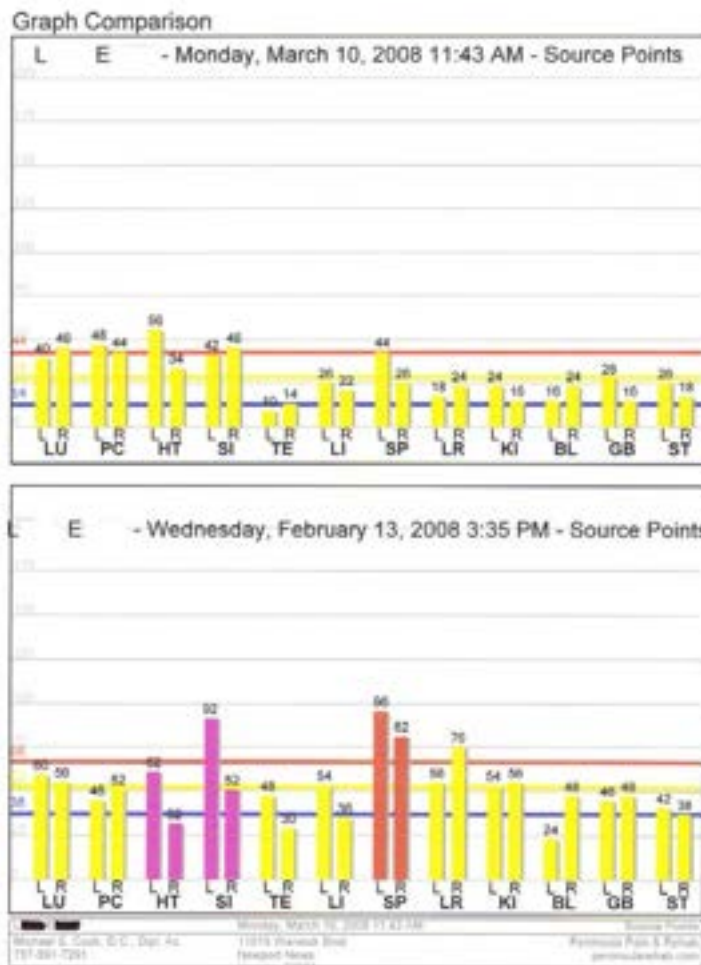
Imbalance in this meridian may be associated with subluxation at the T1, T5, T6, T7, T8 and/or T9 level(s).

Michael S. Cook, D.C., Dpt. Ac. 757-591-7291	Wednesday, April 23, 2008 4:00 PM 11015 Warwick Blvd Newport News Virginia 23081	Source Points Painless Pain & Rehab pennidulashah.com
---	---	---

## Patient 9

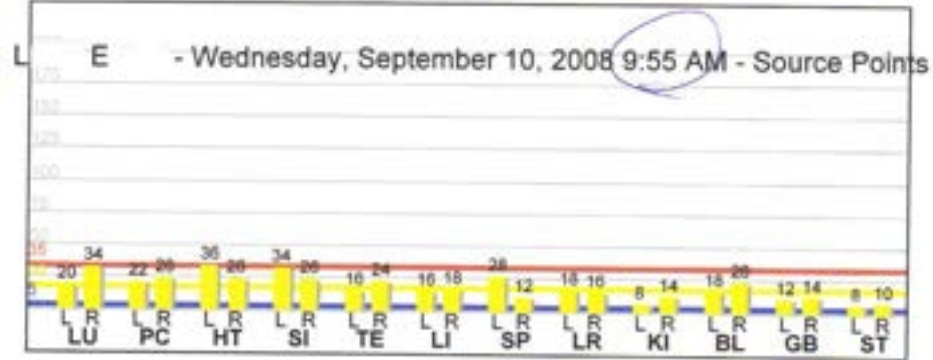
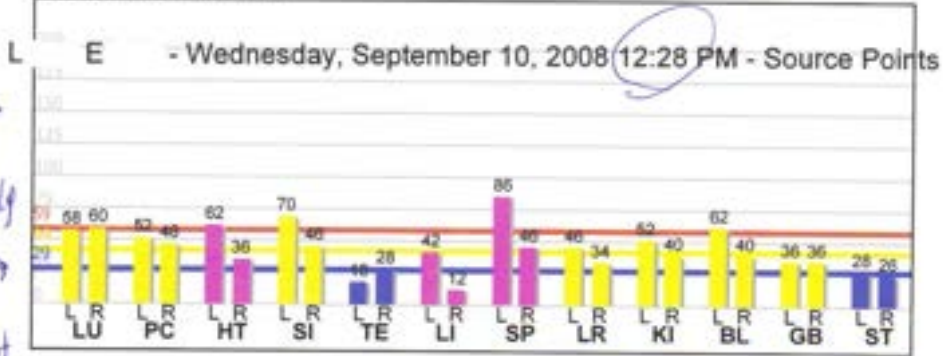
This 60-something-year-old patient has a long history of fatigue and fibromyalgia. Just included Test comparisons here. Notice better balance (all yellows) Test 1 – Test 4. Although still low on millivolt readings; she feels the best in years. I did Test 5 right after 2 hour session, so I did see a bigger improvement, but TE hasn't shook out yet. I was just curious because so low millivolt. She has done a lot of sessions, close to 200 total hours in the chamber. She may be dehydrated but she feels so many great benefits including no more acid reflux belching, more energy, etc. etc. etc. She can get better. Still working!

1




Graph Comparison

5  
immediately  
After →  
1ahr  
treatment  
↑

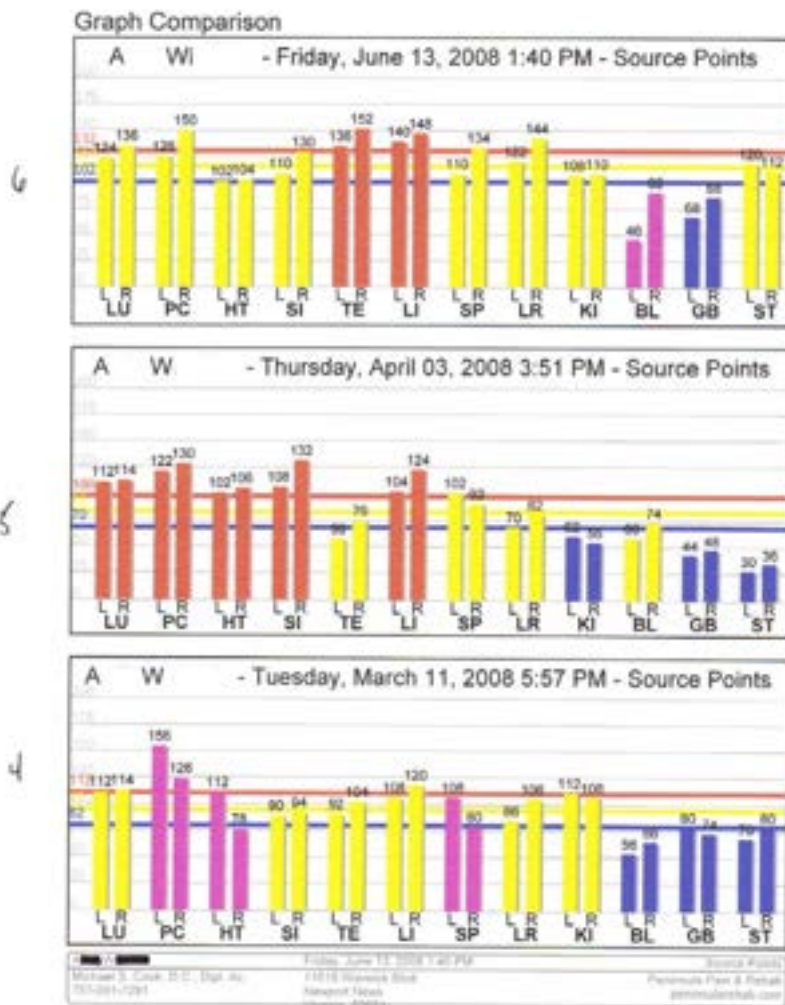


3



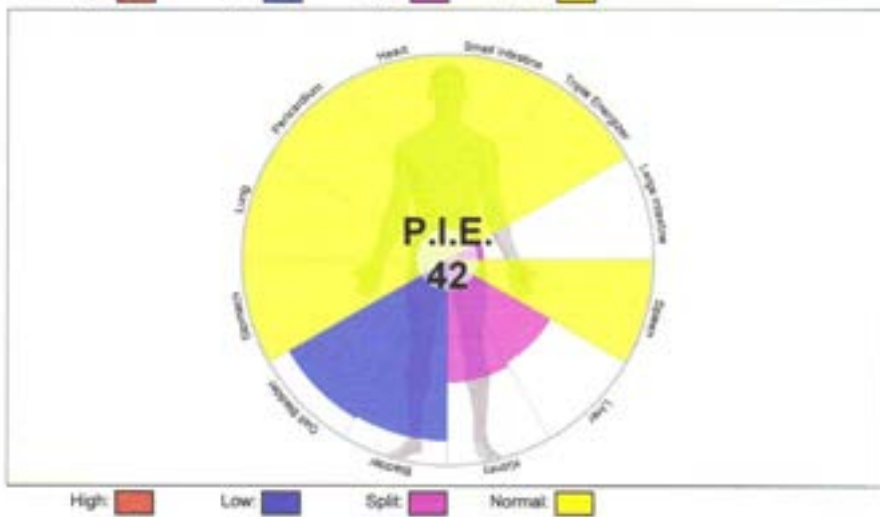
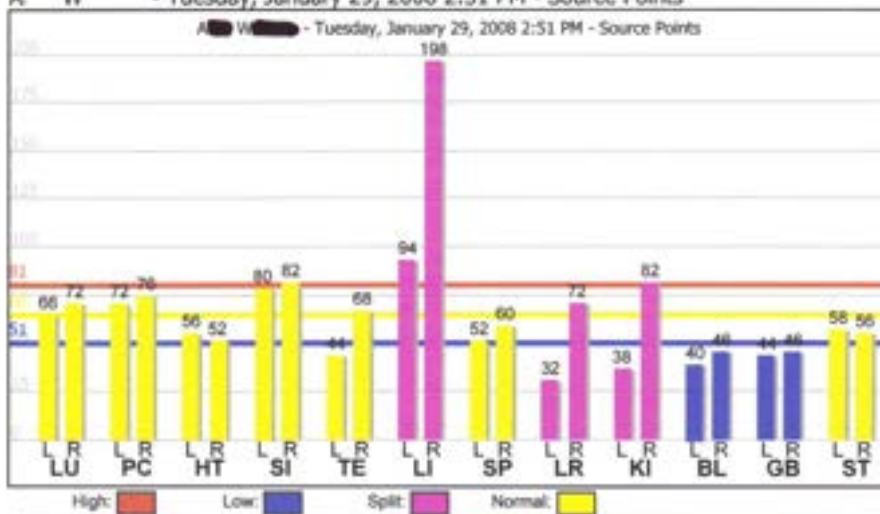
Patient 10

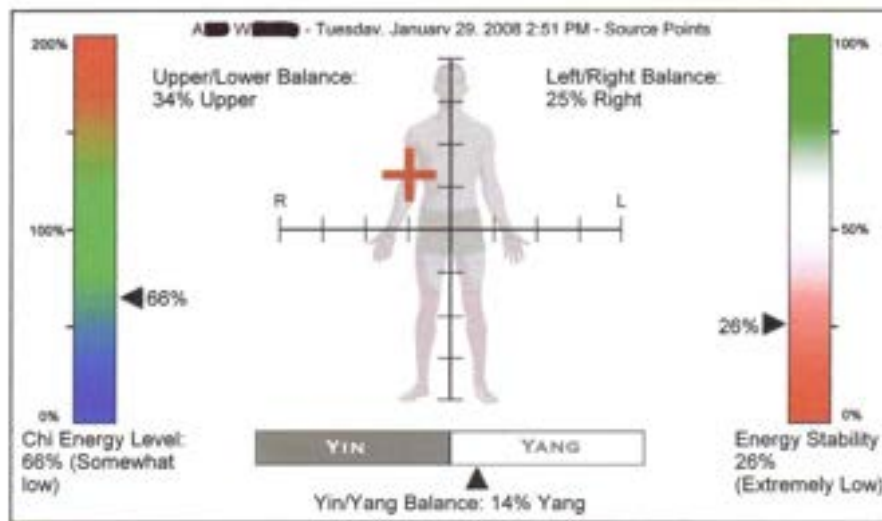
This 50-something-year-old patient has a history of colon problems and LS DJD. Notice 200 reading at LI on Test 1. Probably 100 hours or more – better symmetry. Back pain still there somewhat, hence split BL reading. Haven't seen her recently so not sure. Colon was better although still high reading at Test 6 but she was getting better and were going to call her to check on her. Full report Test 1 and 6.



# Exam Findings

A W - Tuesday, January 29, 2008 2:51 PM - Source Points





## Meridian Analysis Information

### LI(X)

The Large Intestine Meridian controls elimination of solid waste, and functions with the Lung Meridian to regulate lung function and skin.

Your Large Intestine Meridian is split. This means there is a significant imbalance in this meridian's energy between the right and left sides of your body.

Energetic disturbances in the large intestine meridian may involve one or more of the following emotional factors: Holding on to the past, Fear of letting go, Crying, Compulsion to neatness, Defensiveness.

Split chi in the large intestine meridian may indicate a potential for diseases of intestine, face, eyes, nose, mouth, teeth, throat, head, and upper extremity.

Imbalance in this meridian may be associated with subluxation at the L2, L3, L4 and/or L5 level(s).

### LR(X)

The Liver Meridian controls muscles, tendons, eyes and genitals, and regulates blood volume and emotional changes, and maintains the free flow of chi.

Your Liver Meridian is split. This means there is a significant imbalance in this meridian's energy between the right and left sides of your body.

Energetic disturbances in the liver meridian may involve one or more of the following emotional factors: Seat of anger and primitive emotions, Problems: chronic complaining, Justifying fault finding to deceive oneself, Feeling bad, Irrationality, Frustration.

Split chi in the liver meridian may indicate a potential for diseases of eyes, joints, ligaments, liver, abdomen, urogenital system and lower extremity.

Imbalance in this meridian may be associated with subluxation at the T2, T5, T6, T7, T8 and/or T9 level(s).

A W	Tuesday, January 29, 2008 2:51 PM	Source Points
Michael S. Cook, D.C., Dipl. Ac.	11019 Warwick Blvd	Peninsula Pain & Rehab
757-551-7251	Newport News	peninsularehab.com
	Virginia 23061	

**KI(X)**

The Kidney Meridian dominates reproduction and water metabolism. It controls bone, hair, hearing and growth/development.

Your Kidney Meridian is split. This means there is a significant imbalance in this meridian's energy between the right and left sides of your body.

Energetic disturbances in the kidney meridian may involve one or more of the following emotional factors: Criticism, Disappointment, Fear, Dread, Bad memory, Impending doom, Failure, Shame, Reacting as a child, Stones: unresolved anger.

Split chi in the kidney meridian may indicate a potential for diseases of kidney, urogenital system, bones, lung, throat, abdomen, and lower extremity.

Imbalance in this meridian may be associated with subluxation at the T8, T9, T10, T11, T12 and/or L5 level(s).

**BL(-)**

The Bladder Meridian functions with the Kidney Meridian in water metabolism and excretion. All the associated (Shu) points are on this meridian.

Your Urinary Bladder Meridian energy is deficient.

Energetic disturbances in the urinary bladder meridian may involve one or more of the following emotional factors: Anxiety, Paralyzed will, Holding on to old ideas, Timidity, Inefficiency, Fear of letting go, Wishy-washy, Irritation.

Deficient chi in the urinary bladder meridian may indicate a potential for neck and back pain and stiffness, heavy and weak sensation of extremities, sciatica, leg pain, hemorrhoids, cold back, frequent urination, enuresis, bladder disorder, prostate disorder.

Imbalance in this meridian may be associated with subluxation at the L5, S1 and/or S2 level(s).

**GB(-)**

The Gallbladder Meridian functions with the Liver Meridian to maintain the free flow of chi and to regulate emotional changes.

Your Gall Bladder Meridian energy is deficient.

Energetic disturbances in the gall bladder meridian may involve one or more of the following emotional factors: Stones: Bitterness, Resentment, Hard thoughts, Stubbornness, Condemning pride, Emotionally repressed, Depressed, Indecisive.

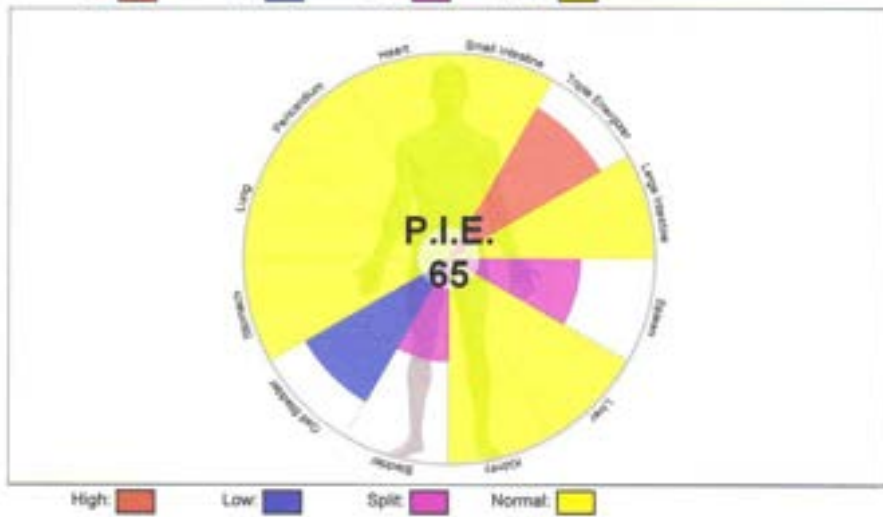
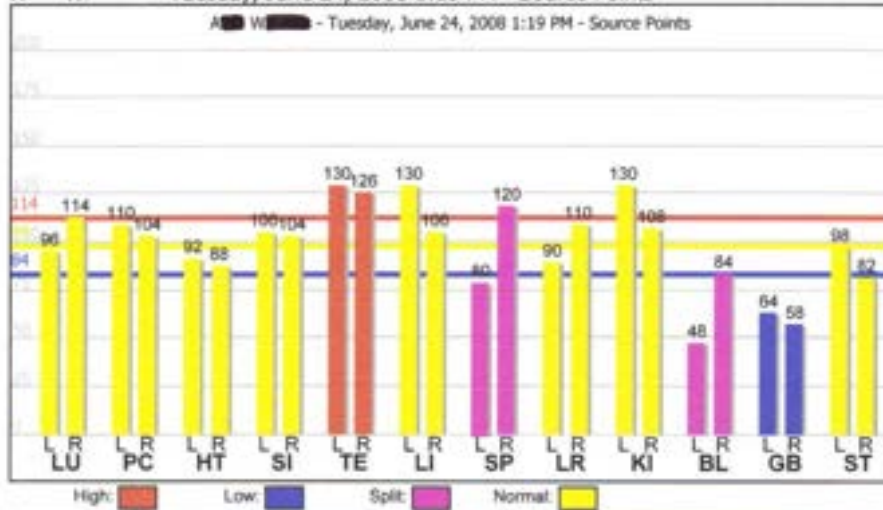
Deficient chi in the gall bladder meridian may indicate a potential for eye disorder, chills, insomnia, fear, dizziness, gait disturbance, heavy hands or feet, yellow eyes, abnormal blood pressure, pain along meridian, ear disorders.

Imbalance in this meridian may be associated with subluxation at the T4, T5, T6, T7, T8, T9 and/or T10 level(s).

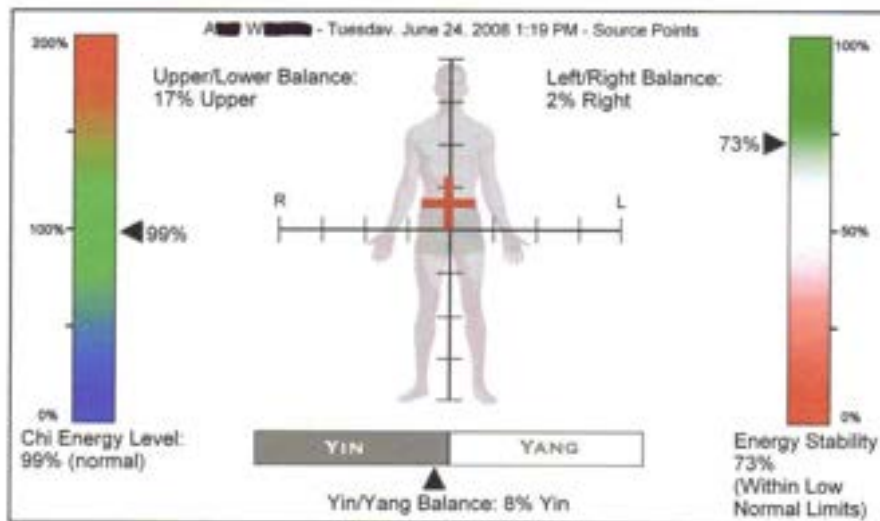
Michael S. Cook, D.C., Dipl. Ac.	Tuesday, January 29, 2008 2:51 PM	Source Points
757-651-7291	11015 Warwick Blvd Newport News	Peninsula Pain & Rehab
	Virginia 23001	peninsularehab.com

# Exam Findings

A W - Tuesday, June 24, 2008 1:19 PM - Source Points







## Meridian Analysis Information

### TE(+)

The Triple Heater (triple warmer) Meridian governs respiration, digestion and elimination. Your Triple Heater (triple warmer) Meridian energy is excessive.

Energetic disturbances in the triple heater meridian may involve one or more of the following emotional factors: the ability to feel and express positive emotions

Excessive chi in the triple heater meridian may indicate a potential for urination disorder, tinnitus, hearing difficulties, rigid lower abdomen, sweating, sore throat, endocrine dysfunction, shoulder pain, ear pain.

Imbalance in this meridian may be associated with subluxation at the T2, T3, L1, and/or Sacrum level(s).

### SP(X)

The Spleen Meridian affects the spleen, pancreas, blood formation and hormones. It influences the creation and storage of chi energy, through the transformation of food and water. It nourishes the lips and tongue.

Your Spleen Meridian is split. This means there is a significant imbalance in this meridian's energy between the right and left sides of your body.

Energetic disturbances in the spleen meridian may involve one or more of the following emotional factors: Obsession, Worry, Hopelessness, Living through others, Being obsessed about things, Low self-esteem, Poor self image, Feeling of not being good enough.

Split chi in the spleen meridian may indicate a potential for diseases of spleen, pancreas, abdomen, stomach, intestine, urogenital system and lower extremity.

Imbalance in this meridian may be associated with subluxation at the T1, T5, T6, T7, T8 and/or T9 level(s).

Alex W.	Tuesday, June 24, 2008 1:19 PM	Source Points
Michael S. Cook, D.C., Dpt. Ac.	11015 Warwick Blvd.	Pennsville Pain & Rehab
257-591-7291	Newport News	ptinstitute.com
	Virginia 23601	

**BL(X)**

The Bladder Meridian functions with the Kidney Meridian in water metabolism and excretion. All the associated (Shu) points are on this meridian.

Your Urinary Bladder Meridian is split. This means there is a significant imbalance in this meridian's energy between the right and left sides of your body.

Energetic disturbances in the urinary bladder meridian may involve one or more of the following emotional factors: Anxiety, Paralyzed will, Holding on to old ideas, Timidity, Inefficiency, Fear of letting go, Wishy-washy, Irritation.

Split chi in the urinary bladder meridian may indicate a potential for diseases of urogenital system, head, neck, eyes, back, gluteal region, and lower extremity.

Imbalance in this meridian may be associated with subluxation at the L5, S1 and/or S2 level(s).

**GB(-)**

The Gallbladder Meridian functions with the Liver Meridian to maintain the free flow of chi and to regulate emotional changes.

Your Gall Bladder Meridian energy is deficient.

Energetic disturbances in the gall bladder meridian may involve one or more of the following emotional factors: Stones: Bitterness, Resentment, Hard thoughts, Stubbornness, Condemning pride, Emotionally repressed, Depressed, Indecisive.

Deficient chi in the gall bladder meridian may indicate a potential for eye disorder, chills, insomnia, fear, dizziness, gait disturbance, heavy hands or feet, yellow eyes, abnormal blood pressure, pain along meridian, ear disorders.

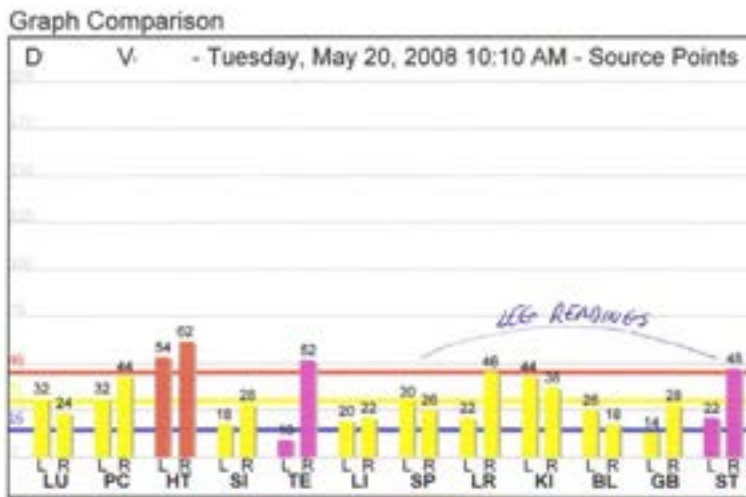
Imbalance in this meridian may be associated with subluxation at the T4, T5, T6, T7, T8, T9 and/or T10 level(s).

Michael S. Cook, D.C., Dipl. Ac.	Tuesday, June 24, 2008 1:18 PM	Source Points
757-551-7291	11015 Warwick Blvd Newport News	Perinatal Pain & Rehab perinatalrehab.com
	Virginia 23601	

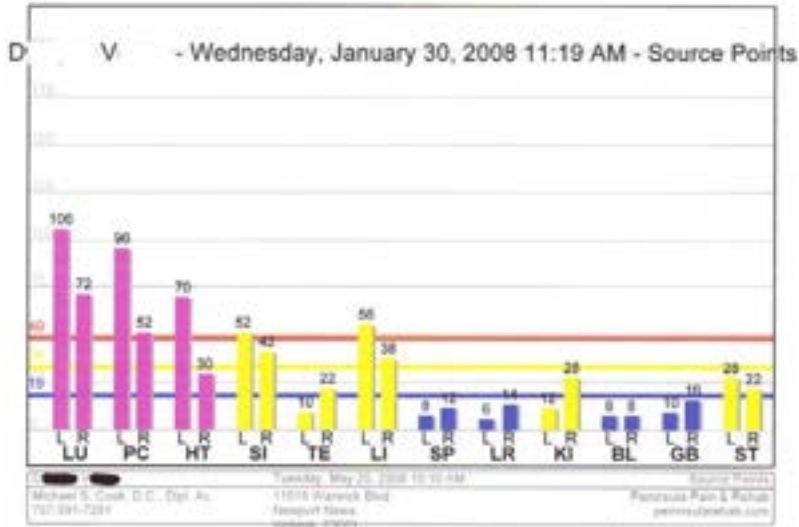
Patient 11

This 20-something-year-old patient was shot in the spine and T9 level paralyzed from that level down, no feeding and no bladder control. He did over 150 acupuncture treatments before Test 1 and probably 50 vibe treatments too. Test 2 showed great increase in all the leg readings but Test 3 and 4 weak again. He's coming in for 4 one-hour sessions a week. So we'll just keep going and hopefully bladder control will come back. I've seen his legs twitch in the chamber and he says this is unusual so we'll see. He still has no feeling in his legs.

②

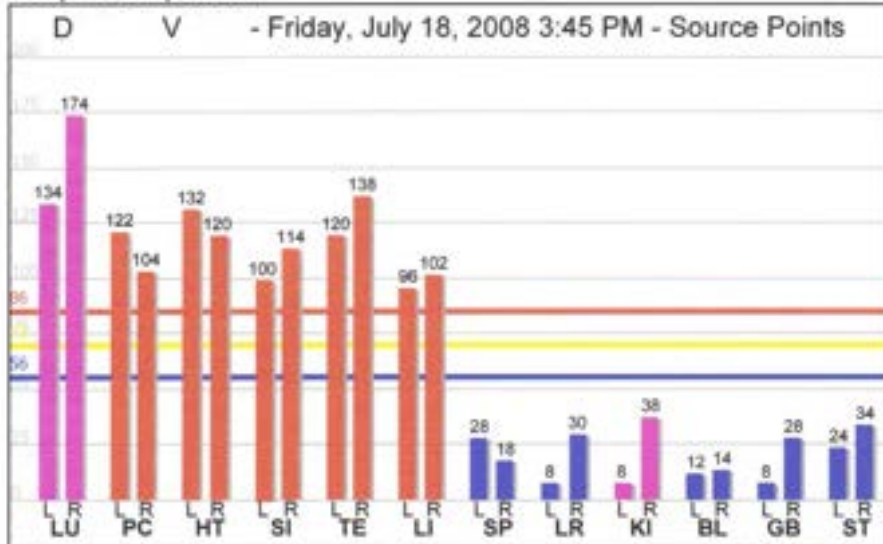


①

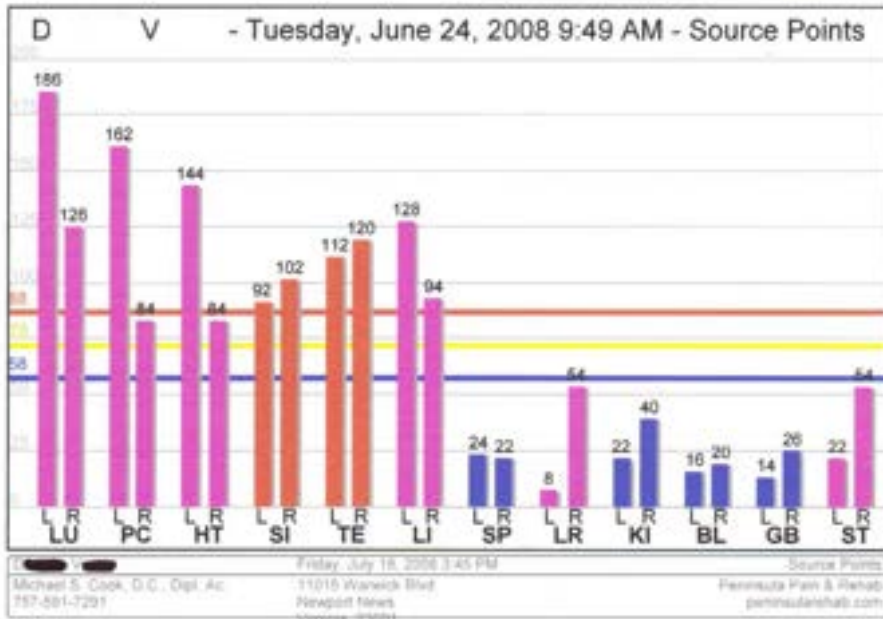


Graph Comparison

4.

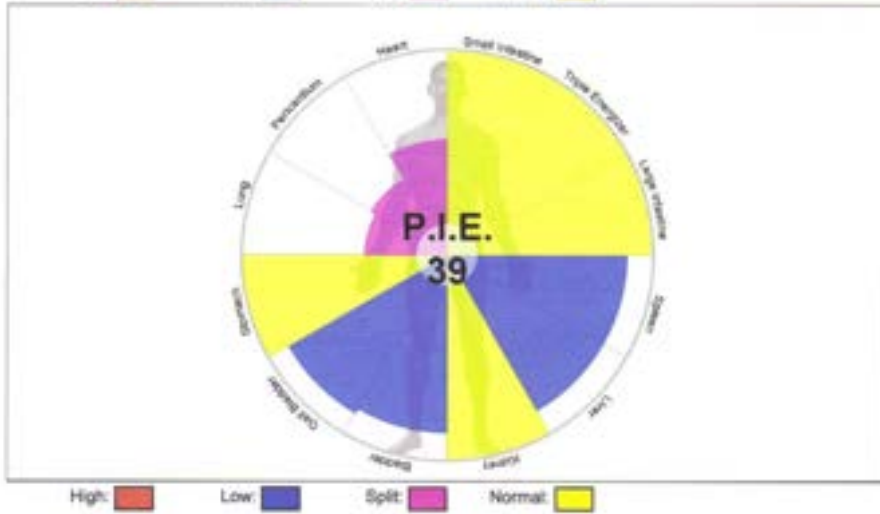
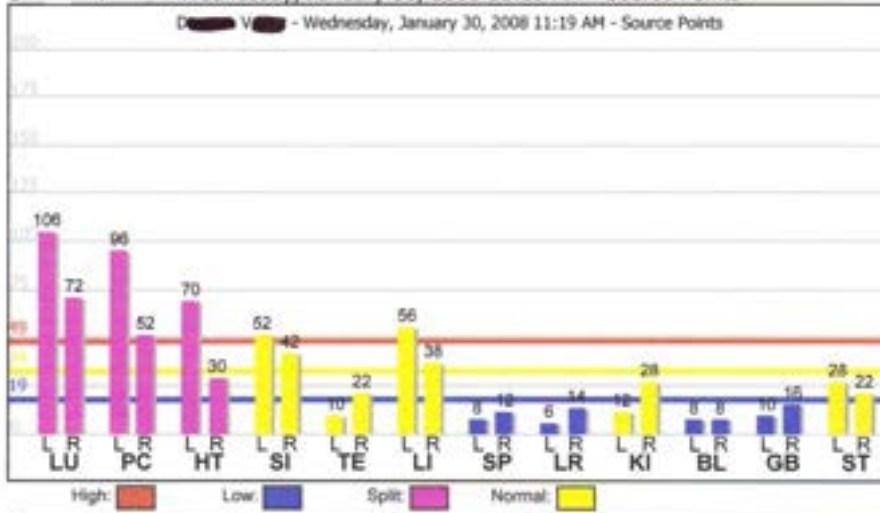


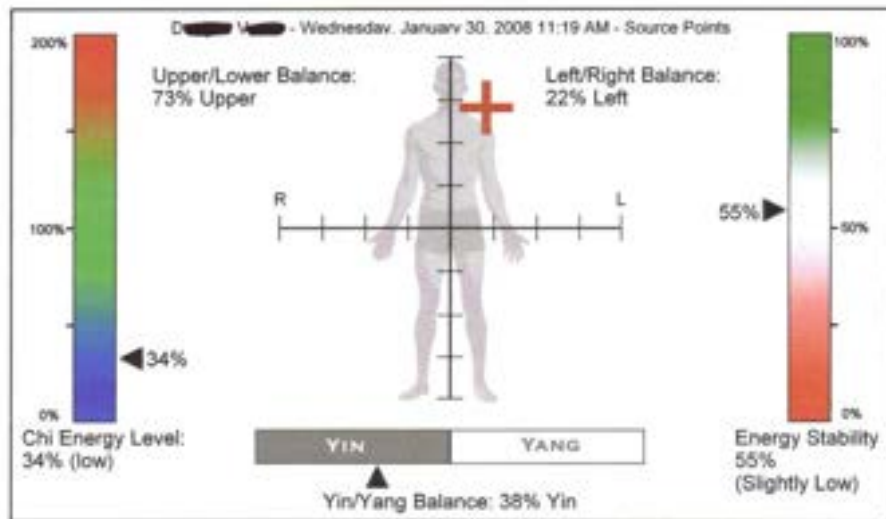
3.



# Exam Findings

D V - Wednesday, January 30, 2008 11:19 AM - Source Points





## Meridian Analysis Information

### LU(X)

The Lung Meridian controls respiration, the throat, nose, skin and body hair. It dominates chi throughout the whole body.

Your Lung Meridian is split. This means there is a significant imbalance in this meridian's energy between the right and left sides of your body.

Energetic disturbances in the lung meridian may involve one or more of the following emotional factors: Ability to take in life, Depression, Grief, Sadness, Yearning, Anguish, Not feeling worthy of living life fully, Desperation, Cloudy thinking.

Split chi in the lung meridian may indicate a potential for diseases of chest, lungs, throat and upper extremity.

Imbalance in this meridian may be associated with subluxation at the C7, T1, T2 and/or T3 level(s).

### PC(X)

The Pericardium Meridian (circulation/sex meridian) governs circulation and hormones, and protects and regulates the heart.

Your Pericardium Meridian is split. This means there is a significant imbalance in this meridian's energy between the right and left sides of your body.

Energetic disturbances in the pericardium meridian may involve one or more of the following emotional factors: the ability to feel and express positive emotions

Split chi in the pericardium meridian may indicate a potential for diseases of heart, chest, stomach, upper extremity, hormones.

Imbalance in this meridian may be associated with subluxation at the T2, T4, T8 and/or T12 level(s).

### HT(X)

The Heart Meridian governs the heart, circulation, facial complexion and mental/emotional function.

Your Heart Meridian is split. This means there is a significant imbalance in this meridian's energy between the right and left sides of your body.

Energetic disturbances in the heart meridian may involve one or more of the following emotional factors: Center of love and security, Attacks: squeezing all the joy out of the heart in favor of money or power, Long standing emotional problems, Lack of joy, Excess joy, Abnormal laughing, Excessively talkative.

Split chi in the heart meridian may indicate a potential for diseases of heart, chest, upper extremity, speech, emotional disturbance.

Imbalance in this meridian may be associated with subluxation at the T1, T2, T3, T4 and/or T5 level(s).

### SP(-)

The Spleen Meridian affects the spleen, pancreas, blood formation and hormones. It influences the creation and storage of chi energy, through the transformation of food and water. It nourishes the lips and tongue.

Your Spleen Meridian energy is deficient.

Energetic disturbances in the spleen meridian may involve one or more of the following emotional factors: Obsession, Worry, Hopelessness, Living through others, Being obsessed about things, Low self-esteem, Poor self image, Feeling of not being good enough.

Deficient chi in the spleen meridian may indicate a potential for weak stomach, skin disorders, bowel problems, fatigue, poor appetite, insomnia, sugar craving, flatulence, nausea, diarrhea, poor memory, jaundice, hormonal problems, pelvic involvement.

Imbalance in this meridian may be associated with subluxation at the T1, T5, T6, T7, T8 and/or T9 level(s).

### LR(-)

The Liver Meridian controls muscles, tendons, eyes and genitals, and regulates blood volume and emotional changes, and maintains the free flow of chi.

Your Liver Meridian energy is deficient.

Energetic disturbances in the liver meridian may involve one or more of the following emotional factors: Seat of anger and primitive emotions, Problems: chronic complaining, Justifying fault finding to deceive oneself, Feeling bad, Irrationality, Frustration.

Deficient chi in the liver meridian may indicate a potential for weak or cold hands or feet, stomach distention, dizziness, impotence, lack of libido, frequent urination, allergies, fingernail symptoms, muscle or tendon symptoms, vision impairment, tinnitus.

Imbalance in this meridian may be associated with subluxation at the T2, T5, T6, T7, T8 and/or T9 level(s).

**BL(-)**

The Bladder Meridian functions with the Kidney Meridian in water metabolism and excretion.

All the associated (Shu) points are on this meridian.

Your Urinary Bladder Meridian energy is deficient.

Energetic disturbances in the urinary bladder meridian may involve one or more of the following emotional factors: Anxiety, Paralyzed will, Holding on to old ideas, Timidity, Inefficiency, Fear of letting go, Wishy-washy, Irritation.

Deficient chi in the urinary bladder meridian may indicate a potential for neck and back pain and stiffness, heavy and weak sensation of extremities, sciatica, leg pain, hemorrhoids, cold back, frequent urination, enuresis, bladder disorder, prostate disorder.

Imbalance in this meridian may be associated with subluxation at the L5, S1 and/or S2 level(s).

**GB(-)**

The Gallbladder Meridian functions with the Liver Meridian to maintain the free flow of chi and to regulate emotional changes.

Your Gall Bladder Meridian energy is deficient.

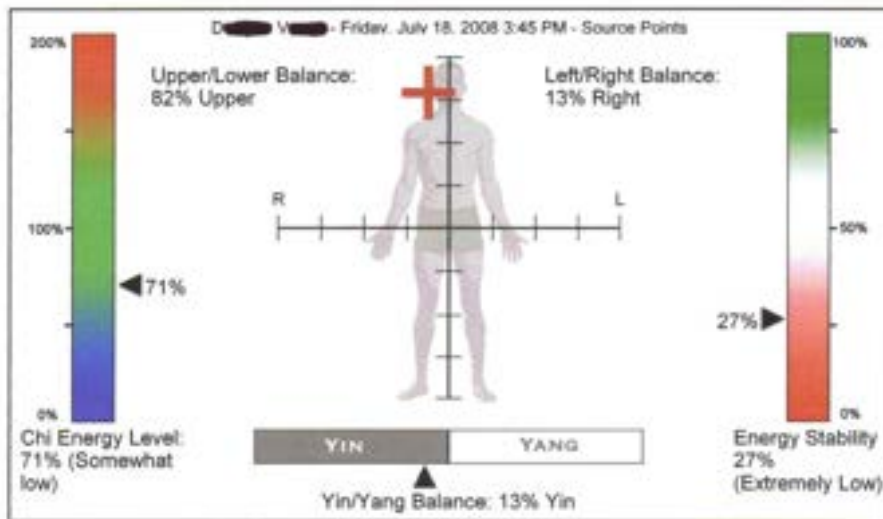
Energetic disturbances in the gall bladder meridian may involve one or more of the following emotional factors: Stones: Bitterness, Resentment, Hard thoughts, Stubbornness, Condemning pride, Emotionally repressed, Depressed, Indecisive.

Deficient chi in the gall bladder meridian may indicate a potential for eye disorder, chills, insomnia, fear, dizziness, gait disturbance, heavy hands or feet, yellow eyes, abnormal blood pressure, pain along meridian, ear disorders.

Imbalance in this meridian may be associated with subluxation at the T4, T5, T6, T7, T8, T9 and/or T10 level(s).







## Meridian Analysis Information

### LU(X)

The Lung Meridian controls respiration, the throat, nose, skin and body hair. It dominates chi throughout the whole body.

Your Lung Meridian is split. This means there is a significant imbalance in this meridian's energy between the right and left sides of your body.

Energetic disturbances in the lung meridian may involve one or more of the following emotional factors: Ability to take in life, Depression, Grief, Sadness, Yearning, Anguish, Not feeling worthy of living life fully, Desperation, Cloudy thinking.

Split chi in the lung meridian may indicate a potential for diseases of chest, lungs, throat and upper extremity.

Imbalance in this meridian may be associated with subluxation at the C7, T1, T2 and/or T3 level(s).

### PC(+)

The Pericardium Meridian (circulation/sex meridian) governs circulation and hormones, and protects and regulates the heart.

Your Pericardium Meridian energy is excessive.

Energetic disturbances in the pericardium meridian may involve one or more of the following emotional factors: the ability to feel and express positive emotions

Excessive chi in the pericardium meridian may indicate a potential for stiff shoulder, upper arm problems, heart disease, swelling or pain on sides of rib cage, heaviness in head, stomach pain, constipation, hormonal imbalances.

Imbalance in this meridian may be associated with subluxation at the T2, T4, T8 and/or T12 level(s).

Source Points	Friday, July 18, 2008 3:45 PM	Source Points
Michael S. Cook, D.C., Dpt. Ac.	11015 Warwick Blvd.	Painless Pain & Rehab
757-551-7291	Newport News	peninsularehab.com
	Virginia 23604	

### **HT(+)**

The Heart Meridian governs the heart, circulation, facial complexion and mental/emotional function.

Your Heart Meridian energy is excessive.

Energetic disturbances in the heart meridian may involve one or more of the following emotional factors: Center of love and security, Attacks: squeezing all the joy out of the heart in favor of money or power, Long standing emotional problems, Lack of joy, Excess joy, Abnormal laughing, Excessively talkative.

Excessive chi in the heart meridian may indicate a potential for full sensation of stomach or chest, fever, constipation, dry throat, heart disease, frontal headache, weakness or cold in hands or feet, shoulder pain, speech disturbance, ruddy complexion, excessive laughter. Imbalance in this meridian may be associated with subluxation at the T1, T2, T3, T4 and/or T5 level(s).

### **SI(+)**

The Small Intestine Meridian influences digestion, water metabolism, and bowel functions.

Your Small Intestine Meridian energy is excessive.

Energetic disturbances in the small intestine meridian may involve one or more of the following emotional factors: Assimilation and ease in life, Fear, Worry, Not feeling good enough, Feeling lost, Vulnerable, Deserted, Absent mindedness, Unrequited love.

Excessive chi in the small intestine meridian may indicate a potential for headache, weak extremities, disorder of lower abdomen, shoulder pain, joint pain, flatulence, constipation, chest pressure, mouth sores, fever, sweating, stiff or swollen neck, digestive disturbance. Imbalance in this meridian may be associated with subluxation at the T10, T11, 12 and/or Sacrum level(s).

### **TE(+)**

The Triple Heater (triple warmer) Meridian governs respiration, digestion and elimination.

Your Triple Heater (triple warmer) Meridian energy is excessive.

Energetic disturbances in the triple heater meridian may involve one or more of the following emotional factors: the ability to feel and express positive emotions

Excessive chi in the triple heater meridian may indicate a potential for urination disorder, tinnitus, hearing difficulties, rigid lower abdomen, sweating, sore throat, endocrine dysfunction, shoulder pain, ear pain.

Imbalance in this meridian may be associated with subluxation at the T2, T3, L1, and/or Sacrum level(s).

### **LI(+)**

The Large Intestine Meridian controls elimination of solid waste, and functions with the Lung Meridian to regulate lung function and skin.

Your Large Intestine Meridian energy is excessive.

Energetic disturbances in the large intestine meridian may involve one or more of the following emotional factors: Holding on to the past, Fear of letting go, Crying, Compulsion to neatness, Defensiveness.

Excessive chi in the large intestine meridian may indicate a potential for stiff shoulder, toothache, hemorrhoids, skin conditions, fever, fullness, dry throat, asthma, facial swelling, sinus headache, dizziness, constipation.

Imbalance in this meridian may be associated with subluxation at the L2, L3, L4 and/or L5 level(s).

### SP(-)

The Spleen Meridian affects the spleen, pancreas, blood formation and hormones. It influences the creation and storage of chi energy, through the transformation of food and water. It nourishes the lips and tongue.

Your Spleen Meridian energy is deficient.

Energetic disturbances in the spleen meridian may involve one or more of the following emotional factors: Obsession, Worry, Hopelessness, Living through others, Being obsessed about things, Low self-esteem, Poor self image, Feeling of not being good enough.

Deficient chi in the spleen meridian may indicate a potential for weak stomach, skin disorders, bowel problems, fatigue, poor appetite, insomnia, sugar craving, flatulence, nausea, diarrhea, poor memory, jaundice, hormonal problems, pelvic involvement.

Imbalance in this meridian may be associated with subluxation at the T1, T5, T6, T7, T8 and/or T9 level(s).

### LR(-)

The Liver Meridian controls muscles, tendons, eyes and genitals, and regulates blood volume and emotional changes, and maintains the free flow of chi.

Your Liver Meridian energy is deficient.

Energetic disturbances in the liver meridian may involve one or more of the following emotional factors: Seat of anger and primitive emotions, Problems: chronic complaining, Justifying fault finding to deceive oneself, Feeling bad, Irrationality, Frustration.

Deficient chi in the liver meridian may indicate a potential for weak or cold hands or feet, stomach distention, dizziness, impotence, lack of libido, frequent urination, allergies, fingernail symptoms, muscle or tendon symptoms, vision impairment, tinnitus.

Imbalance in this meridian may be associated with subluxation at the T2, T5, T6, T7, T8 and/or T9 level(s).

### KI(X)

The Kidney Meridian dominates reproduction and water metabolism. It controls bone, hair, hearing and growth/development.

Your Kidney Meridian is split. This means there is a significant imbalance in this meridian's energy between the right and left sides of your body.

Energetic disturbances in the kidney meridian may involve one or more of the following emotional factors: Criticism, Disappointment, Fear, Dread, Bad memory, Impending doom, Failure, Shame, Reacting as a child, Stones: unresolved anger.

Split chi in the kidney meridian may indicate a potential for diseases of kidney, urogenital system, bones, lung, throat, abdomen, and lower extremity.

Imbalance in this meridian may be associated with subluxation at the T8, T9, T10, T11, T12 and/or L5 level(s).

**BL(-)**

The Bladder Meridian functions with the Kidney Meridian in water metabolism and excretion. All the associated (Shu) points are on this meridian.

Your Urinary Bladder Meridian energy is deficient.

Energetic disturbances in the urinary bladder meridian may involve one or more of the following emotional factors: Anxiety, Paralyzed will, Holding on to old ideas, Timidity, Inefficiency, Fear of letting go, Wishy-washy, Irritation.

Deficient chi in the urinary bladder meridian may indicate a potential for neck and back pain and stiffness, heavy and weak sensation of extremities, sciatica, leg pain, hemorrhoids, cold back, frequent urination, enuresis, bladder disorder, prostate disorder.

Imbalance in this meridian may be associated with subluxation at the L5, S1 and/or S2 level(s).

**GB(-)**

The Gallbladder Meridian functions with the Liver Meridian to maintain the free flow of chi and to regulate emotional changes.

Your Gall Bladder Meridian energy is deficient.

Energetic disturbances in the gall bladder meridian may involve one or more of the following emotional factors: Stones: Bitterness, Resentment, Hard thoughts, Stubbornness, Condemning pride, Emotionally repressed, Depressed, Indecisive.

Deficient chi in the gall bladder meridian may indicate a potential for eye disorder, chills, insomnia, fear, dizziness, gait disturbance, heavy hands or feet, yellow eyes, abnormal blood pressure, pain along meridian, ear disorders.

Imbalance in this meridian may be associated with subluxation at the T4, T5, T6, T7, T8, T9 and/or T10 level(s).

**ST(-)**

The Stomach Meridian functions with the Spleen Meridian in the assimilation of chi from food through digestion and absorption.

Your Stomach Meridian energy is deficient.

Energetic disturbances in the stomach meridian may involve one or more of the following emotional factors: Holding nourishment, Digesting ideas, Dread, Fear of the new, Inability to assimilate new, Over-sympathetic, Over importance of self, Egotistic, Despair, Stifled.

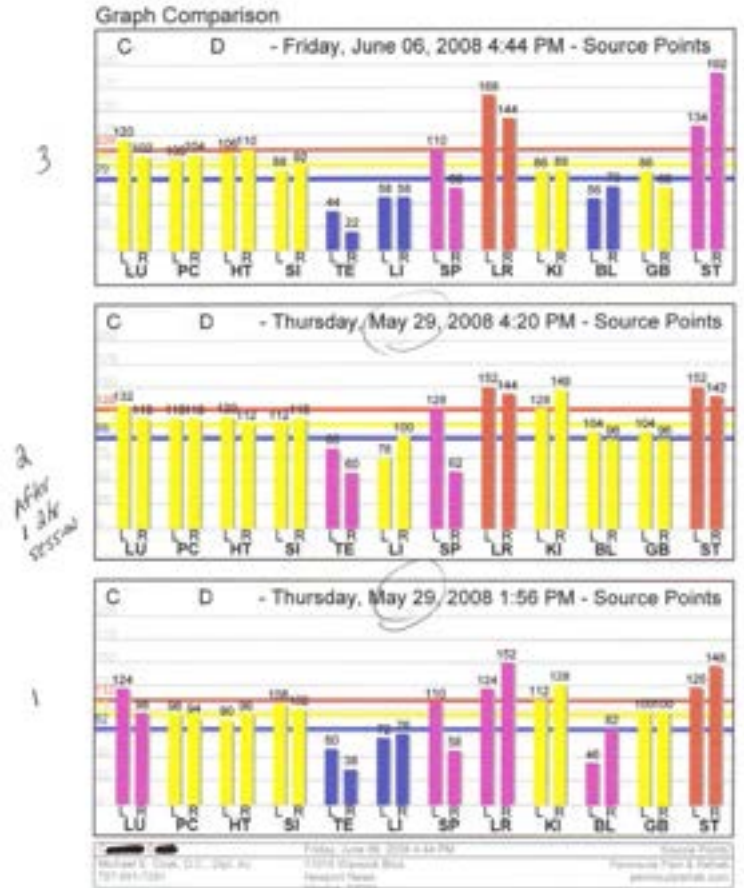
Deficient chi in the stomach meridian may indicate a potential for stiff shoulder, constipation, abdominal fullness or pain, poor appetite, facial swelling, weight loss, diarrhea, nausea, extremity swelling, leg weakness, facial pain/paralysis, tooth pain.

Imbalance in this meridian may be associated with subluxation at the T8, T9, T10, T11 and/or T12 level(s).

<p>Michael S. Cook, D.C., Dipl. Ac.          137-581-7291</p>	<p>Friday, July 18, 2008 3:45 PM          11015 Warwick Blvd.          Newport News          Virginia 23601</p>	<p>Source Point          Painless Pain &amp; Rehab          painlessrehab.com</p>
---	---	---

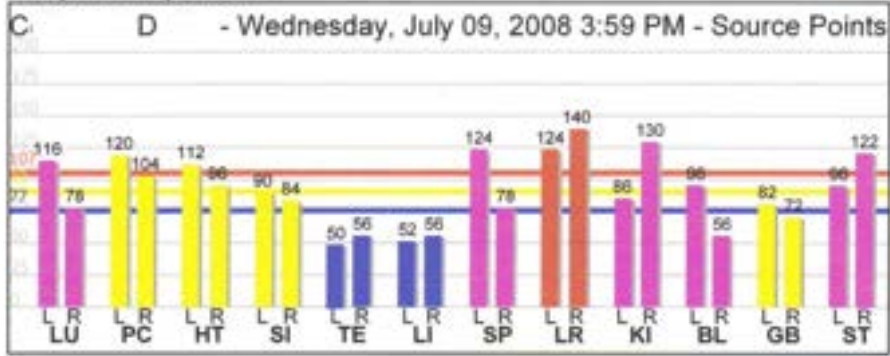
Patient 12

This 70-year-old lymphoma patient is going through a lot of chemo treatments Test 9, 11 is the best so far. He definitely feels increase in energy and feels more healthy. Additionally, his liver has been off each time except once as stomach. He's very into electromedicine and has requested me to test him a lot. Probably 125-150 or so hours so far and he's pleased with the millivoltage balance and strength. A lot of his blood tests have improved and sorry for the lack of specificity. According to the patient, he may stop the chemo treatments soon because he has more faith in the EES. Naturally, I stay out of promising cures. Full reports on Test 1 and Test 12. After his chemo treatments, I saw a drop in the P.I.E. scores and his liver is consistently off and requires a liver cleanse.

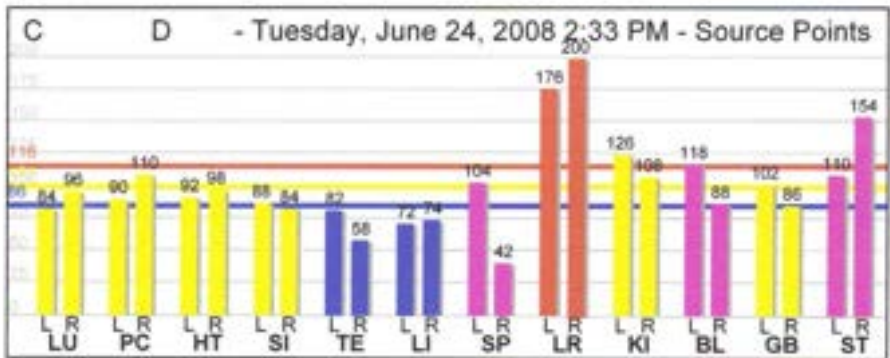


Graph Comparison

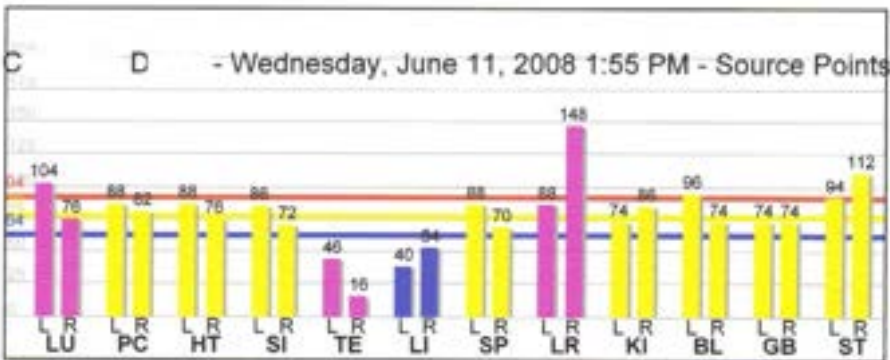
6



5



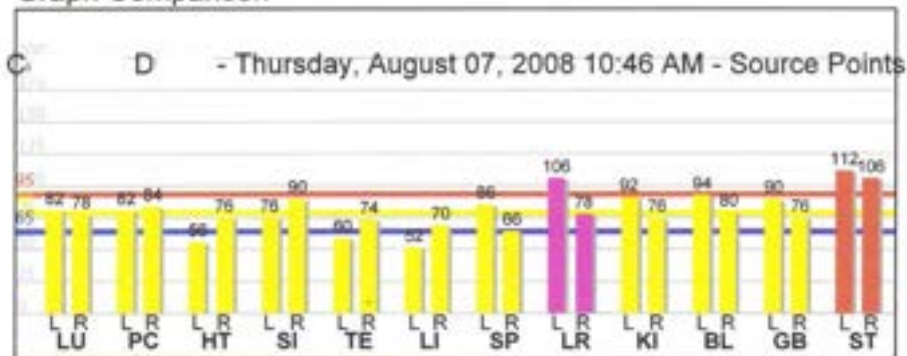
4



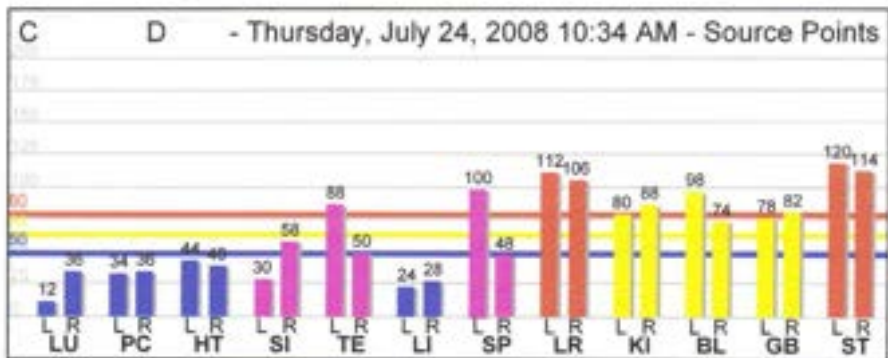
Wednesday, July 09, 2008 3:59 PM Source Points  
 Michael S. Cook, D.C., Dept. Ac. 11015 Warwick Blvd Peninsula Pain & Rehab  
 737-591-7291 Newport News Virginia 23601 peninsularehab.com

Graph Comparison

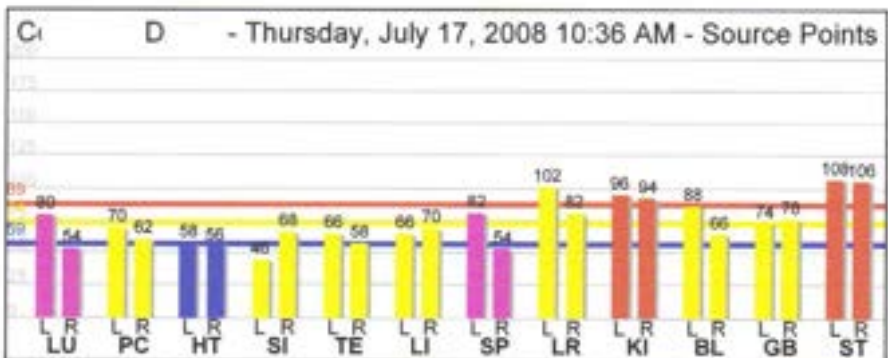
9



8



7

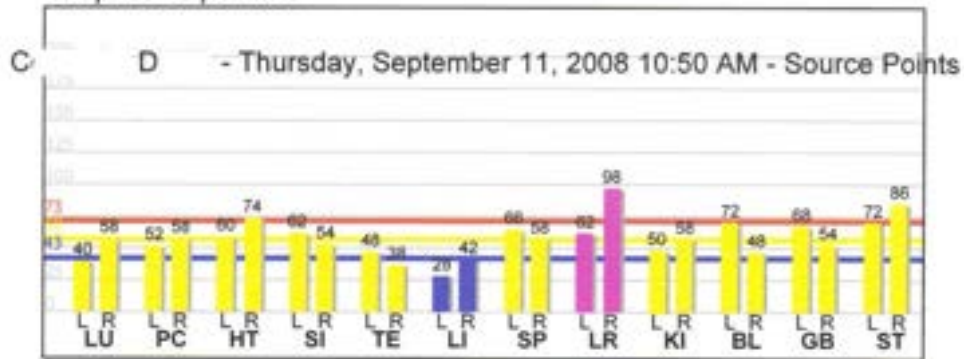


Michael S. Cook, D.C., Dipl. Ac. 757-581-7291  
 11015 Waterside Blvd Newport News Virginia 23601  
 Peninsula Pain & Rehab peninsularehab.com

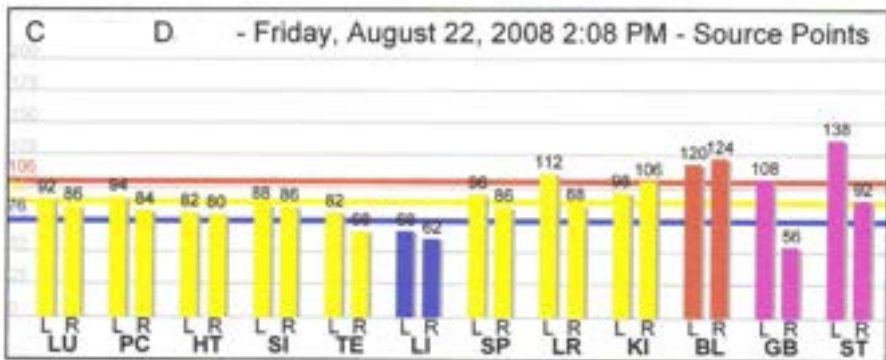


Graph Comparison

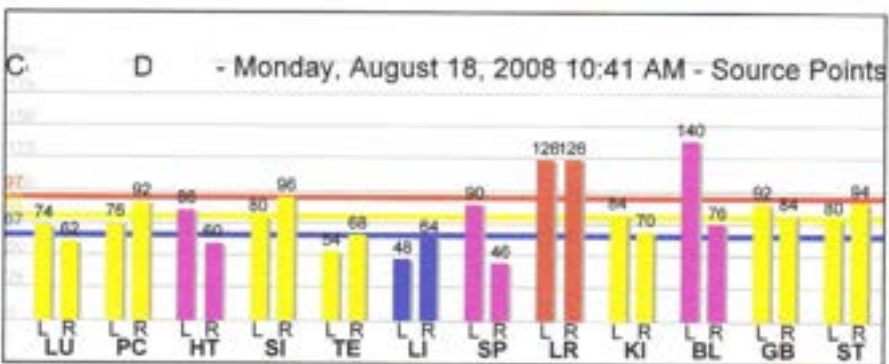
12



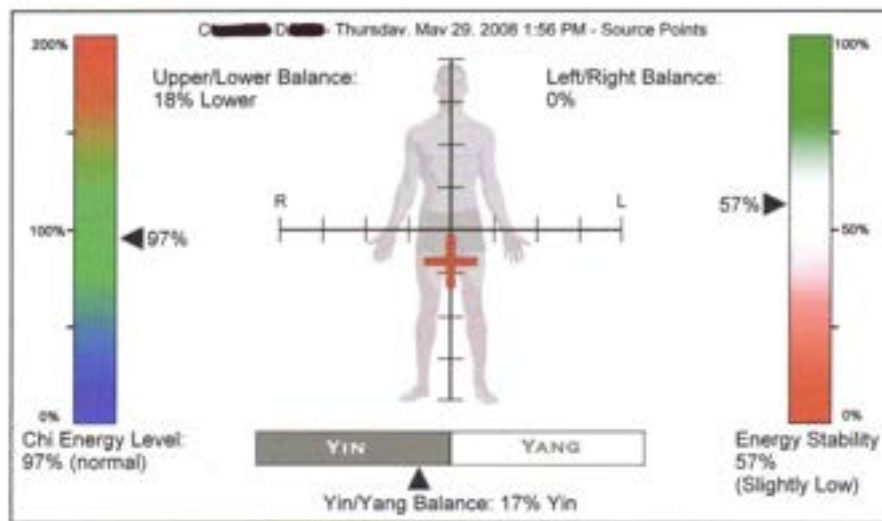
11



10







## Meridian Analysis Information

### LU(X)

The Lung Meridian controls respiration, the throat, nose, skin and body hair. It dominates chi throughout the whole body.

Your Lung Meridian is split. This means there is a significant imbalance in this meridian's energy between the right and left sides of your body.

Energetic disturbances in the lung meridian may involve one or more of the following emotional factors: Ability to take in life, Depression, Grief, Sadness, Yearning, Anguish, Not feeling worthy of living life fully, Desperation, Cloudy thinking.

Split chi in the lung meridian may indicate a potential for diseases of chest, lungs, throat and upper extremity.

Imbalance in this meridian may be associated with subluxation at the C7, T1, T2 and/or T3 level(s).

### TE(-)

The Triple Heater (triple warmer) Meridian governs respiration, digestion and elimination.

Your Triple Heater (triple warmer) Meridian energy is deficient.

Energetic disturbances in the triple heater meridian may involve one or more of the following emotional factors: the ability to feel and express positive emotions

Deficient chi in the triple heater meridian may indicate a potential for respiration disorder, nausea, stomach disorder, cold, fatigue, endocrine dysfunction, pain in temples, nervousness, diarrhea, enuresis, edema.

Imbalance in this meridian may be associated with subluxation at the T2, T3, L1, and/or Sacrum level(s).

### LI(-)

The Large Intestine Meridian controls elimination of solid waste, and functions with the Lung Meridian to regulate lung function and skin.

Your Large Intestine Meridian energy is deficient.

Energetic disturbances in the large intestine meridian may involve one or more of the following emotional factors: Holding on to the past, Fear of letting go, Crying, Compulsion to neatness, Defensiveness.

Deficient chi in the large intestine meridian may indicate a potential for stiff shoulder, bowel problems, dry throat, toothache, tinnitus, asthma, skin conditions, frontal headache, cold feeling, dry lips.

Imbalance in this meridian may be associated with subluxation at the L2, L3, L4 and/or L5 level(s).

### SP(X)

The Spleen Meridian affects the spleen, pancreas, blood formation and hormones. It influences the creation and storage of chi energy, through the transformation of food and water. It nourishes the lips and tongue.

Your Spleen Meridian is split. This means there is a significant imbalance in this meridian's energy between the right and left sides of your body.

Energetic disturbances in the spleen meridian may involve one or more of the following emotional factors: Obsession, Worry, Hopelessness, Living through others, Being obsessed about things, Low self-esteem, Poor self image, Feeling of not being good enough.

Split chi in the spleen meridian may indicate a potential for diseases of spleen, pancreas, abdomen, stomach, intestine, urogenital system and lower extremity.

Imbalance in this meridian may be associated with subluxation at the T1, T5, T6, T7, T8 and/or T9 level(s).

### LR(X)

The Liver Meridian controls muscles, tendons, eyes and genitals, and regulates blood volume and emotional changes, and maintains the free flow of chi.

Your Liver Meridian is split. This means there is a significant imbalance in this meridian's energy between the right and left sides of your body.

Energetic disturbances in the liver meridian may involve one or more of the following emotional factors: Seat of anger and primitive emotions, Problems: chronic complaining, Justifying fault finding to deceive oneself, Feeling bad, Irrationality, Frustration.

Split chi in the liver meridian may indicate a potential for diseases of eyes, joints, ligaments, liver, abdomen, urogenital system and lower extremity.

Imbalance in this meridian may be associated with subluxation at the T2, T5, T6, T7, T8 and/or T9 level(s).

Michael S. Cook, D.C., Dipl. Ac. 757-891-7291	Thursday, May 29, 2008 1:00 PM 11015 Warwick Blvd Newport News Virginia 23601	Source Pointe Pain & Rehab perinatalhub.com
--	--	---

**BL(X)**

The Bladder Meridian functions with the Kidney Meridian in water metabolism and excretion. All the associated (Shu) points are on this meridian.

Your Urinary Bladder Meridian is split. This means there is a significant imbalance in this meridian's energy between the right and left sides of your body.

Energetic disturbances in the urinary bladder meridian may involve one or more of the following emotional factors: Anxiety, Paralyzed will, Holding on to old ideas, Timidity, Inefficiency, Fear of letting go, Wishy-washy, Irritation.

Split chi in the urinary bladder meridian may indicate a potential for diseases of urogenital system, head, neck, eyes, back, gluteal region, and lower extremity.

Imbalance in this meridian may be associated with subluxation at the L5, S1 and/or S2 level(s).

**ST(+)**

The Stomach Meridian functions with the Spleen Meridian in the assimilation of chi from food through digestion and absorption.

Your Stomach Meridian energy is excessive.

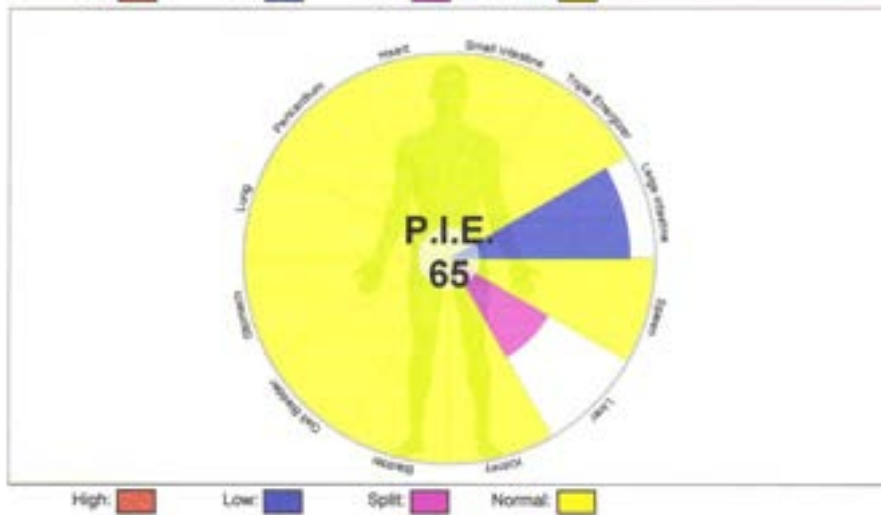
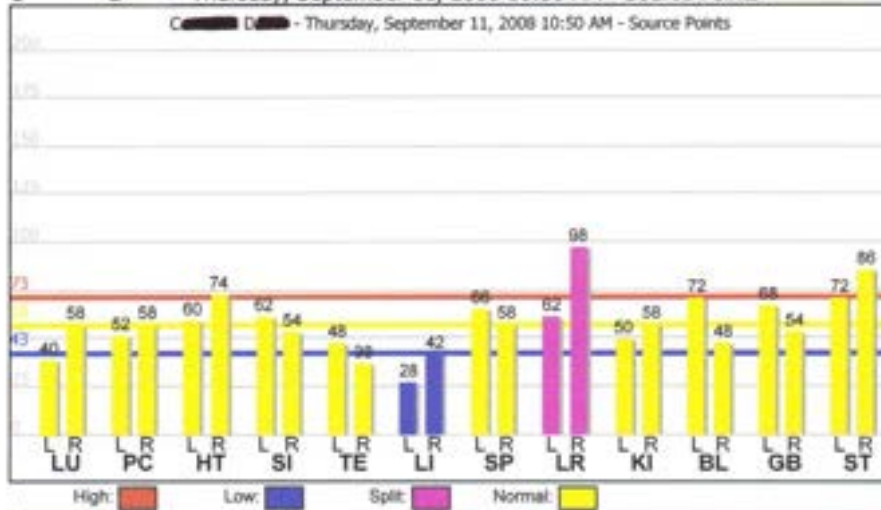
Energetic disturbances in the stomach meridian may involve one or more of the following emotional factors: Holding nourishment, Digesting ideas, Dread, Fear of the new, Inability to assimilate new, Over-sympathetic, Over importance of self, Egotistic, Despair, Stifled.

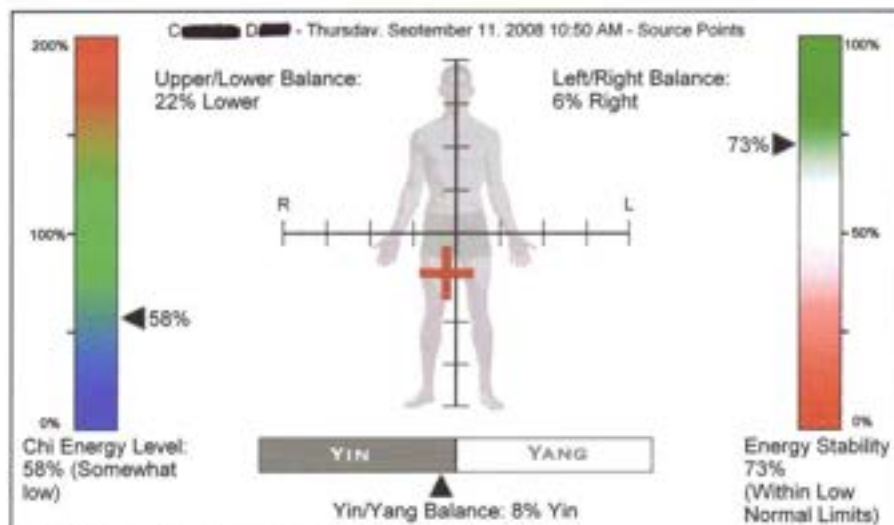
Excessive chi in the stomach meridian may indicate a potential for stiff neck, joint disorders, dry mouth, mastitis, excess appetite, fever without sweating, belching, mouth sores, facial pain/paralysis, constipation, halitosis, pain on outside of legs, tooth pain.

Imbalance in this meridian may be associated with subluxation at the T8, T9, T10, T11 and/or T12 level(s).

# Exam Findings

C D - Thursday, September 11, 2008 10:50 AM - Source Points





## Meridian Analysis Information

### LI(-)

The Large Intestine Meridian controls elimination of solid waste, and functions with the Lung Meridian to regulate lung function and skin.

Your Large Intestine Meridian energy is deficient.

Energetic disturbances in the large intestine meridian may involve one or more of the following emotional factors: Holding on to the past, Fear of letting go, Crying, Compulsion to neatness, Defensiveness.

Deficient chi in the large intestine meridian may indicate a potential for stiff shoulder, bowel problems, dry throat, toothache, tinnitus, asthma, skin conditions, frontal headache, cold feeling, dry lips.

Imbalance in this meridian may be associated with subluxation at the L2, L3, L4 and/or L5 level(s).

### LR(X)

The Liver Meridian controls muscles, tendons, eyes and genitals, and regulates blood volume and emotional changes, and maintains the free flow of chi.

Your Liver Meridian is split. This means there is a significant imbalance in this meridian's energy between the right and left sides of your body.

Energetic disturbances in the liver meridian may involve one or more of the following emotional factors: Seat of anger and primitive emotions, Problems: chronic complaining, Justifying fault finding to deceive oneself, Feeling bad, Irrationality, Frustration.

Split chi in the liver meridian may indicate a potential for diseases of eyes, joints, ligaments, liver, abdomen, urogenital system and lower extremity.

Imbalance in this meridian may be associated with subluxation at the T2, T5, T6, T7, T8 and/or T9 level(s).

Thursday, September 11, 2008 10:50 AM	Source Points
Michael S. Cook, D.C., Dipl. Ac. 757-891-7291	Peninsula Pain & Rehab peninsulainfab.com
11015 Warwick Blvd Newport News Virginia 23601	

